

# **eircom Switched Transit Routing and Price List**

## Version Status Report

Version	Status	Source	Effective Date
73	Approved	New Meteor, O2 & Vodafone Mobile Termination Rates	01/01/09
74	Approved	Magnet VoIP	01/02/09
75	Approved	Hutchison Customer Care New Conduit 11850 Rates New Numbers Direct 11890 Rates	01/03/09 01/04/09 01/04/09
76	Approved	Text addition : Rate change effective date and Timelines regarding requirement to change eircom Retail rate.	
77	Approved	New Verizon Geo Termination Rates New Conduit 11860 International DQ Rates New Tesco Mobile Termination Rates New Tesco Mobile Onward Routing Charges	01/05/09 01/05/09 01/05/09 01/05/09
78	Approved	TNS Callsave 1850 New Emergency Services Call Handling Surcharge	01/08/09 01/08/09
79	Approved	Verizon – Access to OAO Universal Access Service Number Logic – 11824 DQ Service Number Logic – 11858 DQ Service	01/09/09 01/09/09 01/09/09
80	Approved	Energis VoIP	01/10/09
81	Approved	New Operator Rates for Access to Universal Access Service	01/12/09
82	Approved	Reduction in Tesco Mobile MTR	01/01/10
83	Approved	3PlayPlus Geographic Termination Rates	01/03/10
84	Approved	New Conduit 11850 Rates New Meteor, O2, Vodafone & Hutchison Mobile Termination Rates	01/04/10 01/04/10
85	Approved	New NTC Settlement & Retention Rates (excluding PRS)	01/04/10
86	Approved	Number Logic – Closing of 11858 DQ Service Number Logic – 11827 DQ Service Opera Interconnect Agreement assigned to In2tel	03/05/10 04/05/10
87	Approved	New Colt Geo Termination Rates	01/06/10
88	Approved	New Numbers Direct 11890 Rates	01/08/10
89	Approved	New PRS Settlement & Retention Rates	01/08/10
90	Approved	New Emergency Services Call Handling Surcharge	01/08/10
91	Approved	New Meteor Mobile Termination Rates	01/10/10
92	Approved	New Number Logic 11824 Rates	01/11/10
93	Approved	New Meteor, O2, Vodafone and Hutchison Mobile Termination Rates	31/12/10
94	Approved	Numbers Direct – 11891 DQ Service	01/02/11
95	Approved	New Emergency Services Call Handling Surcharge	12/02/11

		Digiweb Customer Care	01/03/11
		Rivertower Geographic Termination Rates	01/03/11
		Rivertower VoIP	01/03/11
96	Approved	New Conduit 11850 Rates	01/04/11
		Number Logic – 11822 DQ Service	01/04/11
97	Approved	Orange Business Services Geographic Termination Rates	01/05/11
		Orange Business Services – Access to OAO 1800, 1850, 1890, Universal Access, Personal Numbering & VoIP	01/05/11
		Blue Chip Telecom Geographic Termination Rates	01/05/11
		Blue Chip Telecom – Access to OAO PRS, 1800, 1850, 1890, Universal Access, Personal Numbering, Internet 1891/1892 & VoIP	01/05/11
98	Approved	Airspeed Geographic Termination Rates	01/06/11
		Airspeed – Access to OAO PRS, 1800, 1850, 1890, Universal Access & Personal Numbering	01/06/11
99	Approved	New Meteor, O2, Vodafone and Hutchison Mobile Termination Rates	30/06/11
100	Approved	Voxbone - Geographic Termination	01/08/11
		Voxbone - Access to OAO 1800, Universal Access & VoIP	01/08/11
		Lycamobile - Mobile Termination Rates	01/08/11
		Lycamobile - Onward Routing Charges	01/08/11
		New Numbers Direct 11890 Rates	01/08/11
101	Approved	Hutchison 116xxx Origination Charge	01/10/11
		Hutchison – Access to OAO 1800	01/10/11
102	Approved	New Meteor, O2, Vodafone and Hutchison Mobile Termination Rates	31/12/11
<u>103</u>	<u>Approved</u>	<u>New Tesco Mobile Termination Rates</u>	<u>01/02/12</u>

This eircom Switched Transit Routing and Price list is published on the *eircom* Wholesale web site. It may be amended from time to time as rates payable to Interconnected operators change. *eircom* will provide 21 days notice of any transit rate change or addition to this document other than changes to the transit fee levied by *eircom* which shall be amended as determined by the National Regulator. The implementation of rate changes take place from the 1<sup>st</sup> day of a month in all instances, subject to the requisite notification processes having been followed.

The tables indicate the status of each rate. Rates with a status of 'Final' are not subject to change, rates with a status of 'Interim' shall be billed at the interim rate until such time as this rate is finalised and a retrospective adjustment may be made at that point in time. The time frames for which a rate is applicable are indicated by the effective from and effective to dates.

Price changes to existing operator services in the Switched Transit and Routing Price List shall be effected in accordance with the processes set out in Appendix I to this document. Such changes shall be exempt from the requirements of Clause 29 of the Agreement. Operators will be notified when the publication on the web site is amended.

In the event of an OAO's requirement to adjust an eircom Retail published rate (i.e. an OAO's wishes to adjust the rate associated with their DQ Service), it is essential that the OAO seeks and concludes agreement on the associated wholesale rate a minimum of 9 weeks prior to the rate change coming into effect from the 1<sup>st</sup> of a month. OAO's should also allow a 2 week period to initiate and mutually conclude the agreement of the associated wholesale rate with eircom Wholesale.

This Price list contains details of the services terminating on the networks of Authorised Operators who have requested *eircom* to open number ranges that have been granted to them by the National Regulator in the National Numbering Plan.

A list of services currently offered by Authorised Operators is provided in Table 1 below.

## Routing

*eircom* accepts transit traffic destined for OAO geographic number ranges and to the mobile networks at the Tertiary switches and at all the Tandem switches.

In normal circumstances, Operators should deliver transit traffic to geographic numbers at a tandem switch in the appropriate geographic region. In the event that an operator wishes to deliver significant transit traffic at a tandem switch other than that in the geographic region, a specific forecast must be provided of the projected levels of such transit traffic. This should be done as an adjunct to the normal quarterly forecast for interconnect capacity provided to *eircom*. This forecast must be agreed with *eircom* in advance of any such traffic being delivered.

In relation to non-geographic transit traffic and transit to network specific codes other than mobile numbers, this traffic can only be delivered to the *eircom* network at the Tertiary switches.

## Charging

Charging arrangements are described below.

- The Charges relevant to each service are shown in the diagrams
  - The subsequent tables clearly indicate whether the charge is payable to the originating or terminating operator.
  - Traffic charging for each service shall be based on chargeable cumulative seconds for each Billing period rounded to the nearest minute unless otherwise stated.
  - The tables indicate the status of each rate. Rates with a status of 'Final' are not subject to change, rates with a status of 'Interim' shall be billed at the interim rate until such time as this rate is finalised and a retrospective adjustment may be made at that point in time. The time frames for which a rate is applicable are indicated by the effective from and effective to dates.
  - In the event that direct accounting arrangements have been made between the Operator and the terminating network Operator, only the transit fee as specified in Service Schedule 104 National Transit and included here in Table 002 shall apply. The transit fee is payable by the originating Operator in all instances with the exception of calls to NTC numbers in which case the transit fee is payable by the terminating Operator.
- 
- **Euro Rates** – All rates are quoted in Euro cent/driver unit.

**Group 1**

This group contains services provided by the terminating operator that involves 2 transactions. This group are from Tables 101 to 108. Table 101, 103, 105 and 107 list the payment to the terminating Operator for the services listed in that table. Table 102, 104, 106 and 108 list the charges to the originating operator for transit traffic destined for the services listed in that table.

See **Figure 1** below.

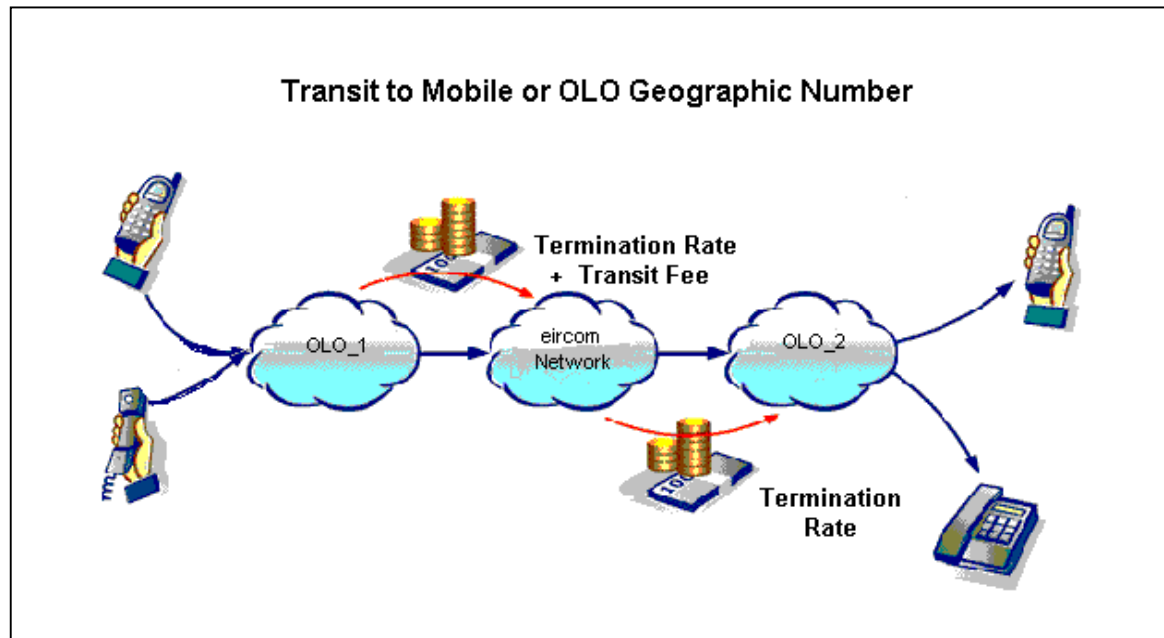


Figure 1 Cascade accounting Scenario for calls to Mobile, OLO Geographic Number Ranges and OLO DQ Services

### Group 2

This group contains services provided by the terminating operator that involves 3 transactions. This group is from table 201 to 207. Table 201 to 207 list the payment to the terminating operator for the services listed in that table. The same charges in Table 201 to 207 are levied by eircom on the originating operator for the services listed in that table. eircom then levies the transit fee in Table 002 on the terminating operator for the call.

See Figure 2 below.

For example, OLO1 rings OLO2 1550 and routes the traffic as transit through eircom. In this case eircom is invoiced by OLO2, the terminating NTC operator, for the appropriate NTC settlement fee, eircom invoices OLO2 for the transit fee and eircom also invoices OLO1, the originating operator, for the appropriate NTC settlement fee. See Figure 2 below.

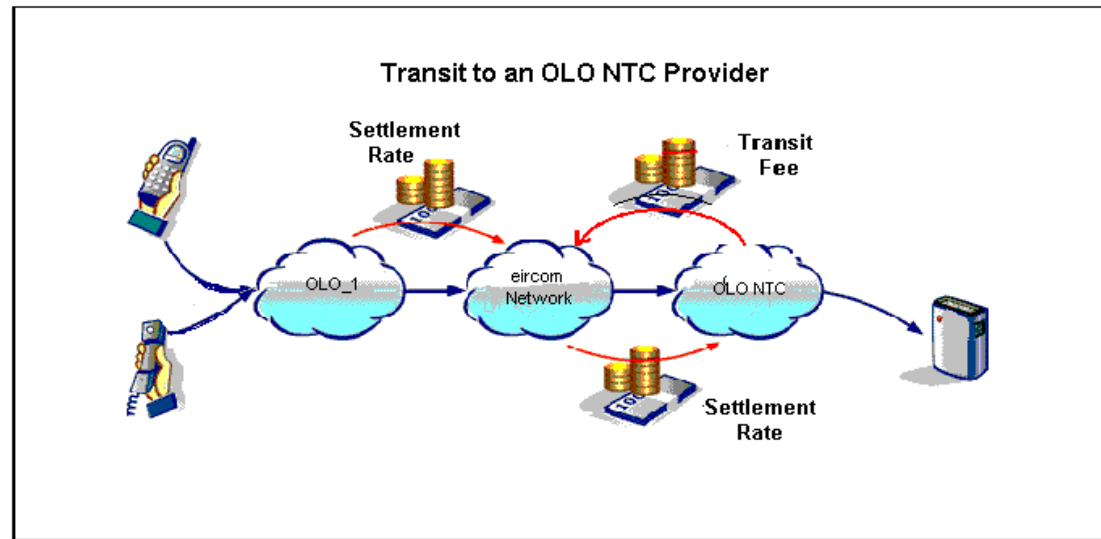


Figure 2 Transit to OLO NTC, blue lines denote call flow while red lines denote money flow

### Group 3

This group contains services provided by the terminating operator that involves 2 transactions but payment goes to the Originating Operator. This group is from Table 301 to 308.

Tables 301, 303, 305 and 307 list the payment to the Originating Operator for the services listed in that table.

Table 302, 304, 306 and 308 list that charges to the terminating operator for transit traffic destined for the services listed in that table.

See Figure 3 Below.

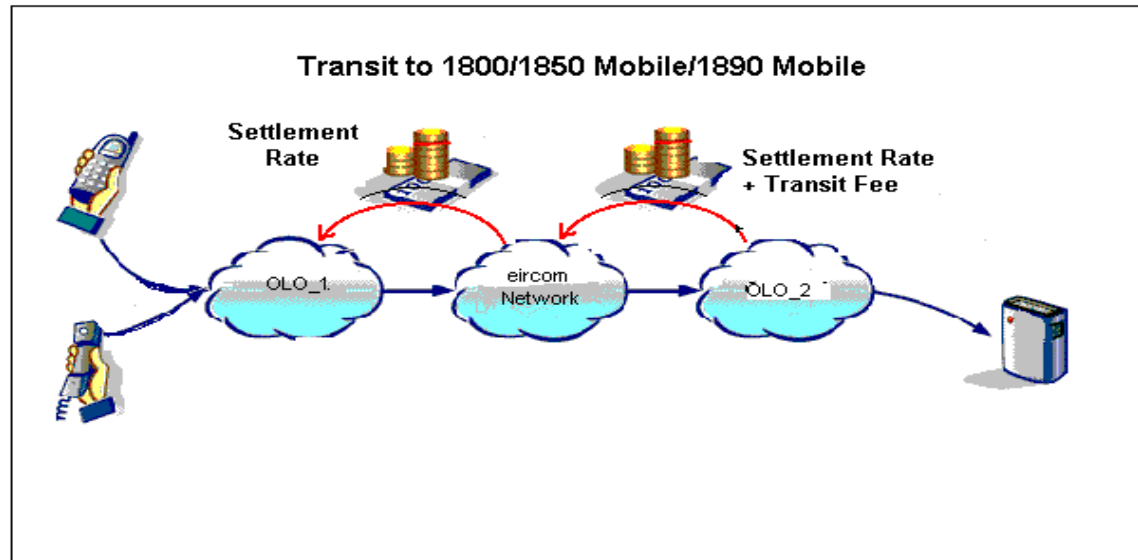


Figure 3 Transit to 1800 Fixed & Mobile/1850 Mobile/1890 Mobile, blue lines denote call flow while red lines denote money flow

**PAC – Table 003**

Table 003 lists the Payphone Access Charge levied by PAC Eligible Payphone Operators for calls originating on their payphone and terminating on a 1800 Freefone or Harmonised 116xxx Service. This table clearly indicates that charges payable by the terminating Operators. This Charge is supplemental to charges in tables 301 302, 309 and 310.

**List of Tables**

<b>Table Number</b>	<b>Contents</b>	<b>Pages</b>
Table 001	List of Services Offered by Each Authorised Operator	13
Table 002	Transit Fee	14
Table 003	Payphone Access Charge for Freephone Calls	15
Table 004	Emergency Services Call Handling Surcharge	16
Table 101	Mobile Termination Rates	17-21
Table 102	Mobile Termination Rates including Transit Charge	22-27
Table 103	Geographical Termination Rates	28
Table 104	Geographical Origination Rates	27-28
Table 105	Directory Enquiries Termination Rates	31
Table 106	Directory Enquiries Origination Rates	32
Table 107	Customer Care Termination Rates	33
Table 108	Customer Care Origination Rates	34
Table 201	OAO Terminating Charges for Premium Rate Services	35-37
Table 202	OAO Terminating Charges for Universal Access	38
Table 203	OAO Terminating Charges for Personal Numbering	39
Table 204	OAO Callsave Charges for Fixed Operators	40
Table 205	OAO Lo-Call Charges for Fixed Operators	41
Table 206	OAO 1891 Internet Rates	42
Table 207	OAO 1892 Internet Rates	43
Table 208	OAO VoIP Rates	44
Table 301	OAO Freephone Charges for Fixed Operators - less Transit Fee where appropriate	45
Table 302	1800 Fixed Transit Schedule	46
Table 303	Mobile Charges to OAO Freephone Service- less Transit Fee where appropriate	47
Table 304	Mobile to 1800 Transit Schedule	48
Table 305	Mobile Charges to OAO Callsave Service – less Transit Fee where appropriate	49
Table 306	Mobile to 1850 Transit Schedule	50
Table 307	Mobile Charges to OAO Lo-Call – less Transit Fee where appropriate	51
Table 308	Mobile to 1890 Transit Schedule	52

Table 309	Harmonised 116xxx Charges for Fixed Operators - less transit fee where appropriate	53
Table 310	Harmonised 116xxx Fixed Transit Schedule	54
Table 311	Harmonised 116xxx Charges for Mobile - less transit fee where appropriate	55
Table 312	Mobile to Harmonised 116xxx Transit Schedule	56

### Tables Relationship

Service	Group	Table No	Associated Table
Transit Fee		002	
Payphone Access Charge		003	
Emergency Services Call Handling Surcharge		004	
Mobile Termination	1	101	102
Geographical Termination	1	103	104
Directory Enquiries	1	105	106
Customer Care	1	107	108
Premium Rate Services	2	201	
Universal Access	2	202	
Personal Numbering	2	203	
1850 Charges for Fixed	2	204	
1890 Charges for Fixed	2	205	
1891 Internet Charges	2	206	
1892 Internet Charges	2	207	
VoIP Charges	2	208	
1800 Charges for Fixed	3	301	302
1800 Charges for Mobile	3	303	304
1850 Charges for Mobile	3	305	306
1890 Charges for Mobile	3	307	308
116xxx Charges for Fixed	3	309	310
116xxx Charges for Mobile	3	311	312

### **Rate Archiving**

STRPL Version 58 Marked (effective from 01/07/07) flags historical rates prior to 01/04/2005, which have been archived. These archived rates are not contained in the unmarked STRPL version 58 or subsequent STRPL publications.

To view archived rates, please see STRPL version 58 (marked) or any earlier version, marked or unmarked on the eircom Wholesale web site under Regulatory Services – Archives - Interconnect.

Table 001 List of Services Offered by Each Authorised Operator															
Terminating Operator	Geo Number Term	Mobile Term	PRS 15X0	PRS 151X, 1598 & 1599	1800 Freefone	1850 Callsave	1890 Lo Call	Cust Care 190*	Directory Enquiries	Personal Numbering	Universal Access	Internet 1891	Internet 1892	PAC	VoIP
Access Telecom-Imagine	01/09/03		01/07/00	01/05/04	01/07/00	01/07/00	01/07/00								01/07/05
Budget	01/07/00		01/07/00	01/05/04	01/07/00	01/07/00	01/07/00			01/10/01	01/10/01				01/05/05
Blueface	01/08/07		01/04/08	01/04/08	01/04/08	01/04/08	01/04/08			01/04/08	01/04/08				01/04/08
Cable & Wireless	01/07/00		01/07/00		01/07/00	01/07/00	01/07/00								
Chorus	01/07/00		01/07/00		01/07/00	01/07/00	01/07/00					01/09/03			
Colt	01/05/02		01/07/00	01/05/04	01/07/00	01/07/00	01/07/00			01/09/02	01/09/02	01/09/02		01/06/04	01/06/05
Conduit									01/07/00						
Energis	01/07/00		01/07/00	01/05/04	01/07/00	01/07/00	01/07/00			01/05/02	01/05/02			01/06/06	01/10/09
Esat BT	01/07/00		01/07/00	01/05/04	01/07/00	01/07/00	01/07/00	01/02/04	01/10/00		01/11/02	01/02/02		01/08/04	01/05/05
Finarea	01/03/06		01/01/06	01/01/06	01/01/06	01/01/06	01/01/06			01/01/06	01/01/06				01/01/06
Hutchison		01/10/03						01/03/09							
Magnet	01/02/06				01/01/06	01/01/06	01/01/06		01/09/09		01/12/08				01/02/09
Verizon (formerly MCI)	01/07/00		01/07/00	01/05/04	01/07/00	01/07/00	01/07/00		01/10/05		01/09/09			01/02/04	01/12/05
Meteor		01/07/00						01/07/00							
Netsource															01/05/05
NTL	01/07/00		01/07/00	01/05/04	01/07/00	01/07/00	01/07/00	01/07/07	01/05/10	01/09/02	01/09/02				01/06/05
O <sub>2</sub>		01/07/00						01/07/00	01/10/00						
Ocean	01/07/00		01/07/00		01/07/00	01/07/00	01/07/00								
Opera In2tel	01/02/07		01/02/04	01/05/04	01/02/04	01/02/04	01/02/04			01/02/04	01/02/04	01/02/04	01/02/04		01/07/05
Perlico								01/11/08							
Smart	01/12/05		01/04/04	01/05/04	01/04/04	01/04/04	01/04/04			01/04/04	01/04/04			01/01/04	01/05/05
Swiftcall	01/10/04		01/05/04	01/05/04	01/07/00	01/04/03	01/07/00	01/10/06		01/10/04	01/10/04				01/03/07
Talk Telecom	01/09/04		01/02/04	01/05/04	01/02/04	01/02/04	01/02/04							01/09/05	01/06/05
Tesco Mobile		01/10/07													
TNS					01/07/00	01/08/09									
Vartec			01/07/00	01/06/05	01/07/00	01/07/06	01/07/06	01/06/06		01/09/02	01/09/02	01/02/02			01/06/05
Vodafone		01/07/00						01/07/00	01/10/00						
Digiweb	01/01/09		01/01/09	01/01/09	01/01/09	01/01/09	01/01/09		01/03/11	01/01/09	01/01/09	01/01/09	01/01/09		01/01/09
3PlayPlus	01/03/10														
Rivertower	01/03/11														01/03/11
Orange Business Services	01/05/11					01/05/11	01/05/11	01/05/11		01/05/11	01/05/11				01/05/11
Blue Chip Telecom	01/05/11		01/05/11	01/05/11	01/05/11	01/05/11	01/05/11			01/05/11	01/05/11	01/05/11	01/05/11		01/05/11
Airspeed	01/06/11		01/06/11	01/06/11	01/06/11	01/06/11	01/06/11			01/06/11	01/06/11				
Voxbone	01/08/11				01/08/11					01/08/11					01/08/11
Lycamobile		01/08/11													

Table 1 lists the services currently offered by Authorised Operators

Table 002 Transit Fee									
	Cent Per Minute			Cent Per Call			Effective from	Effective to	Status
	Peak	Off Peak	Weekend	Peak	Off Peak	Weekend			
Transit Fee	0.212	0.118	0.106	0.663	0.370	0.331	01/04/2004	30/06/2006	Final
Transit Fee	0.228	0.123	0.110	0.663	0.361	0.321	01/07/2006	30/06/2007	Final
Transit Fee	0.204	0.112	0.098	0.621	0.344	0.301	01/07/2007		Final

**Note:**

Table 002 lists the Transit Fee.  
Rates are quoted in Euro Cent.

Table 003

## PAC - Payphone Originated 1800 &amp; 116xxx Calls

Operator	Cent Per Minute			Cent Per Call			Effective from	Effective to	Status
	Peak	Off Peak	Weekend	Peak	Off Peak	Weekend			
Smart	16.422	16.422	16.422				01/04/2005	31/03/2006	Final
Smart	16.833	16.833	16.833				01/04/2006		Final
MCI	16.422	16.422	16.422				01/04/2005	31/03/2006	Final
MCI	16.833	16.833	16.833				01/04/2006		Final
Colt	16.422	16.422	16.422				01/04/2005	31/03/2006	Final
Colt	16.833	16.833	16.833				01/04/2006		Final
Esat	16.422	16.422	16.422				01/04/2005	31/03/2006	Final
Esat	16.833	16.833	16.833				01/04/2006		Final
Talk Telecom	16.422	16.422	16.422				01/09/2005	31/03/2006	Final
Talk Telecom	16.833	16.833	16.833				01/04/2006		Final
Energis	16.833	16.833	16.833				01/06/2006		Final

**Note:**  
Table 003 lists the charges on the eircom/OAO 1800 / 116xxx network operator for calls to their 1800 / 116xxx service from a payphone  
Rates are quoted in Euro cent.

Table 004 Emergency Services Call Handling Surcharge									
Service Type	Cent Per Minute			Cent Per Call			Effective from	Effective to	Status
	Peak	Off Peak	Weekend	Peak	Off Peak	Weekend			
Call Handling Surcharge				147.00	147.00	147.00	01/01/2005	31/07/2007	Final
Call Handling Surcharge				155.00	155.00	155.00	01/08/2007	31/07/2009	Final
Call Handling Surcharge				221.00	221.00	221.00	01/08/2009	31/07/2010	Final
Call Handling Surcharge				223.00	223.00	223.00	01/08/2010	11/02/2011	Final
Call Handling Surcharge				335.00	335.00	335.00	12/02/2011		Final

**Note**

Where appropriate this surcharge is added to the conveyance transit fee in Rio Price List Service Schedule 115.

Table 101									
Mobile Termination Rates (to 31/12/07)									
Operator	Cent Per Minute			Cent Per Call			Effective from	Effective to	Status
	Peak	Off Peak	Weekend	Peak	Off Peak	Weekend			
Meteor	17.776333	11.427643	8.888167	0	0	0	01/10/2000	31/12/2005	Final
Meteor	16.36	11.43	8.88	0	0	0	01/01/2006	31/12/2006	Final
Meteor	15.90	10.71	8.32	0	0	0	01/01/2007	31/12/2007	Final
Vodafone (087) ported to Meteor	17.988333	11.545643	8.994167	0.663	0.370	0.331	01/12/2004	31/12/2005	Final
Vodafone (087) ported to Meteor	16.572	11.548	8.986	0.663	0.370	0.331	01/01/2006	31/12/2006	Final
Vodafone (087) ported to Meteor	16.112	10.828	8.426	0.663	0.370	0.331	01/01/2007	31/12/2007	Final
O2 (086) ported to Meteor	18.276333	11.927643	9.388167	0	0	0	01/07/2004	31/12/2005	Final
O2 (086) ported to Meteor	16.86	11.93	9.38	0	0	0	01/01/2006	31/12/2006	Final
O2 (086) ported to Meteor	16.40	11.21	8.82	0	0	0	01/01/2007	31/12/2007	Final
Hutchison (083) ported to Meteor	17.776333	11.427643	8.888167	0	0	0	01/09/2005	31/12/2005	Final
Hutchison (083) ported to Meteor	16.36	11.43	8.88	0	0	0	01/01/2006	31/12/2006	Final
Hutchison (083) ported to Meteor	15.90	10.71	8.32	0	0	0	01/01/2007	30/09/2007	Final
Hutchison (083) ported to Meteor	16.40	11.21	8.82	0	0	0	01/10/2007	31/12/2007	Final
Tesco Mobile (089) Ported to Meteor	16.1004	10.822	8.418	0.621	0.344	0.301	01/12/2007	31/12/2007	Final
O <sub>2</sub>	12.90	10.00	7.87	0	0	0	01/09/2004	31/12/2005	Final
O <sub>2</sub>	12.90	8.25	6.01	0	0	0	01/01/2006	31/12/2006	Final
O <sub>2</sub>	11.25	7.99	7.99	0	0	0	01/01/2007	31/12/2007	Final
Vodafone(087) ported to O2	13.112	10.118	7.976	0.663	0.370	0.331	01/12/2004	31/12/2005	Final
Vodafone(087) ported to O2	13.112	8.368	6.116	0.663	0.370	0.331	01/01/2006	31/12/2006	Final
Vodafone(087) ported to O2	11.462	8.108	8.096	0.663	0.370	0.331	01/01/2007	31/12/2007	Final
Meteor (085) ported to O2	12.90	10.00	7.87	0	0	0	01/09/2004	31/12/2005	Final
Meteor (085) ported to O2	12.90	8.25	6.01	0	0	0	01/01/2006	30/06/2006	Final
Meteor (085) ported to O2	13.112	8.368	6.116	0.663	0.37	0.331	01/07/2006	31/12/2006	Final
Meteor (085) ported to O2	11.462	8.108	8.096	0.663	0.37	0.331	01/01/2007	31/12/2007	Final
Hutchison (083) ported to O2	12.90	10.00	7.87	0	0	0	01/09/2005	31/12/2005	Final
Hutchison (083) ported to O2	12.90	8.25	6.01	0	0	0	01/01/2006	31/12/2006	Final
Hutchison (083) ported to O2	11.25	7.99	7.99	0	0	0	01/01/2007	30/09/2007	Final
Hutchison (083) ported to O2	11.75	8.49	8.49	0	0	0	01/10/2007	31/12/2007	Final
Tesco Mobile (089) Ported to O2	11.4504	8.102	8.088	0.621	0.344	0.301	01/12/2007	31/12/2007	Final
Vodafone	12.90	11.42	5.97	0	0	0	01/09/2004	31/12/2005	Final
Vodafone	12.90	8.75	5.97	0	0	0	01/01/2006	31/12/2006	Final
Vodafone	12.26	8.15	5.00	0	0	0	01/01/2007	31/12/2007	Final
O2 (086) Ported to Vodafone	13.40	11.92	6.47	0	0	0	01/09/2004	31/12/2005	Final
O2 (086) Ported to Vodafone	13.40	9.25	6.47	0	0	0	01/01/2006	31/12/2006	Final
O2 (086) Ported to Vodafone	12.76	8.65	5.50	0	0	0	01/01/2007	31/12/2007	Final
Meteor (085) ported to Vodafone	12.90	11.42	5.97	0	0	0	01/09/2004	31/12/2005	Final
Meteor (085) ported to Vodafone	12.90	8.75	5.97	0	0	0	01/01/2006	30/06/2006	Final
Meteor (085) ported to Vodafone	13.112	8.868	6.076	0.663	0.37	0.331	01/07/2006	31/12/2006	Final
Meteor (085) ported to Vodafone	12.472	8.268	5.106	0.663	0.37	0.331	01/01/2007	31/12/2007	Final
Hutchison (083) ported to Vodafone	12.90	11.42	5.97	0	0	0	01/09/2005	31/12/2005	Final
Hutchison (083) ported to Vodafone	12.90	8.75	5.97	0	0	0	01/01/2006	31/12/2006	Final
Hutchison (083) ported to Vodafone	12.26	8.15	5.00	0	0	0	01/01/2007	30/09/2007	Final
Hutchison (083) ported to Vodafone	12.76	8.65	5.50	0	0	0	01/10/2007	31/12/2007	Final
Tesco Mobile (089) Ported to Vodafone	12.4604	8.262	5.098	0.621	0.344	0.301	01/12/2007	31/12/2007	Final
Hutchison	17.776333	11.427643	8.888167	0	0	0	01/10/2003	31/12/2007	Final
Meteor (085) ported to Hutchison	17.776333	11.427643	8.888167	0	0	0	01/09/2005	30/06/2006	Final
Meteor (085) ported to Hutchison	17.988333	11.545643	8.994167	0.663	0.37	0.331	01/07/2006	31/12/2007	Final
Vodafone (087) ported to Hutchison	17.988333	11.545643	8.994167	0.663	0.370	0.331	01/09/2005	31/12/2007	Final
O2 (086) ported to Hutchison	18.276333	11.927643	9.388167	0	0	0	01/09/2005	31/12/2007	Final
Tesco Mobile (089) Ported to Hutchison	17.976733	11.539643	8.986167	0.621	0.344	0.301	01/12/2007	31/12/2007	Final
Tesco Mobile	18.004	12.612	10.298	0.621	0.344	0.301	01/10/2007	31/12/2007	Final
Meteor (085) ported to Tesco Mobile	18.216	12.730	10.404	1.284	0.714	0.632	01/10/2007	31/12/2007	Final
O2 (086) ported to Tesco Mobile	18.504	13.112	10.798	0.621	0.344	0.301	01/10/2007	31/12/2007	Final
Vodafone (087) ported to Tesco Mobile	18.216	12.730	10.404	1.284	0.714	0.632	01/10/2007	31/12/2007	Final
Hutchison (083) ported to Tesco Mobile	18.504	13.112	10.798	0.621	0.344	0.301	01/10/2007	31/12/2007	Final

**Note:**

Table 101 list the payment to the terminating Operator for the services listed in that table.  
Rates are quoted in Euro cent

Operator	Cent Per Minute			Cent Per Call			Effective from	Effective to	Status
	Peak	Off Peak	Weekend	Peak	Off Peak	Weekend			
Meteor	15.60	9.79	7.60	0	0	0	01/01/2008	31/12/2008	Final
Meteor	15.60	9.79	5.21	0	0	0	01/01/2009	31/03/2010	Final
Vodafone (087) ported to Meteor	15.812	9.908	7.706	0.663	0.370	0.331	01/01/2008	31/12/2008	Final
Vodafone (087) ported to Meteor	15.812	9.908	5.316	0.663	0.370	0.331	01/01/2009	31/03/2010	Final
O2 (086) ported to Meteor	16.10	10.29	8.10	0	0	0	01/01/2008	31/12/2008	Final
O2 (086) ported to Meteor	16.10	10.29	5.71	0	0	0	01/01/2009	31/03/2010	Final
Hutchison (083) ported to Meteor	16.10	10.29	8.10	0	0	0	01/01/2008	31/12/2008	Final
Hutchison (083) ported to Meteor	16.10	10.29	5.71	0	0	0	01/01/2009	31/03/2010	Final
Tesco Mobile (089) Ported to Meteor	15.8004	9.902	7.698	0.621	0.344	0.301	01/01/2008	31/12/2008	Final
Tesco Mobile (089) Ported to Meteor	15.8004	9.902	5.308	0.621	0.344	0.301	01/01/2009	30/04/2009	Final
Tesco Mobile (089) Ported to Meteor	16.1000	10.290	5.710	0	0	0	01/05/2009	31/03/2010	Final
O <sub>2</sub>	11.23	9.49	4.75	0	0	0	01/01/2008	31/12/2008	Final
O <sub>2</sub>	10.93	8.80	4.75	0	0	0	01/01/2009	31/03/2010	Final
Vodafone(087) ported to O2	11.442	9.608	4.856	0.663	0.370	0.331	01/01/2008	31/12/2008	Final
Vodafone(087) ported to O2	11.142	8.918	4.856	0.663	0.370	0.331	01/01/2009	31/03/2010	Final
Meteor (085) ported to O2	11.442	9.608	4.856	0.663	0.37	0.331	01/01/2008	31/12/2008	Final
Meteor (085) ported to O2	11.142	8.918	4.856	0.663	0.37	0.331	01/01/2009	31/03/2010	Final
Hutchison (083) ported to O2	11.73	9.99	5.25	0	0	0	01/01/2008	31/12/2008	Final
Hutchison (083) ported to O2	11.43	9.30	5.25	0	0	0	01/01/2009	31/03/2010	Final
Tesco Mobile (089) Ported to O2	11.4304	9.602	4.848	0.621	0.344	0.301	01/01/2008	31/12/2008	Final
Tesco Mobile (089) Ported to O2	11.1304	8.912	4.848	0.621	0.344	0.301	01/01/2009	30/04/2009	Final
Tesco Mobile (089) Ported to O2	11.4300	9.300	5.250	0	0	0	01/05/2009	31/03/2010	Final
Vodafone	11.89	7.78	4.87	0	0	0	01/01/2008	31/12/2008	Final
Vodafone	12.750	4.827	4.827	0	0	0	01/01/2009	31/03/2010	Final
O2 (086) Ported to Vodafone	12.39	8.28	5.37	0	0	0	01/01/2008	31/12/2008	Final
O2 (086) Ported to Vodafone	13.25	5.327	5.327	0	0	0	01/01/2009	31/03/2010	Final
Meteor (085) ported to Vodafone	12.102	7.898	4.976	0.663	0.37	0.331	01/01/2008	31/12/2008	Final
Meteor (085) ported to Vodafone	12.962	4.945	4.933	0.663	0.37	0.331	01/01/2009	31/03/2010	Final
Hutchison (083) ported to Vodafone	12.39	8.28	5.37	0	0	0	01/01/2008	31/12/2008	Final
Hutchison (083) ported to Vodafone	13.25	5.327	5.327	0	0	0	01/01/2009	31/03/2010	Final
Tesco Mobile (089) Ported to Vodafone	12.0904	7.892	4.968	0.621	0.344	0.301	01/01/2008	31/12/2008	Final
Tesco Mobile (089) Ported to Vodafone	12.9504	4.939	4.925	0.621	0.344	0.301	01/01/2009	30/04/2009	Final
Tesco Mobile (089) Ported to Vodafone	13.2500	5.327	5.327	0	0	0	01/05/2009	31/03/2010	Final
Hutchison	17.776333	11.427643	8.888167	0	0	0	01/01/2008	31/03/2010	Final
Meteor (085) ported to Hutchison	17.988333	11.545643	8.994167	0.663	0.37	0.331	01/01/2008	31/03/2010	Final
Vodafone (087) ported to Hutchison	17.988333	11.545643	8.994167	0.663	0.370	0.331	01/01/2008	31/03/2010	Final
O2 (086) ported to Hutchison	18.276333	11.927643	9.388167	0	0	0	01/01/2008	31/03/2010	Final
Tesco Mobile (089) Ported to Hutchison	17.976733	11.539643	8.986167	0.621	0.344	0.301	01/01/2008	30/04/2009	Final
Tesco Mobile (089) Ported to Hutchison	18.276333	11.927643	9.388167	0	0	0	01/05/2009	31/03/2010	Final
Tesco Mobile	18.004	12.612	10.298	0.621	0.344	0.301	01/01/2008	30/04/2009	Final
Tesco Mobile	17.800	12.500	10.200	0	0	0	01/05/2009	31/12/2009	Final
Tesco Mobile	17.120	12.020	9.810	0	0	0	01/01/2010	31/03/2010	Final
Meteor (085) ported to Tesco Mobile	18.216	12.730	10.404	1.284	0.714	0.632	01/01/2008	30/04/2009	Final
Meteor (085) ported to Tesco Mobile	18.012	12.618	10.306	0.663	0.37	0.331	01/05/2009	31/12/2009	Final
Meteor (085) ported to Tesco Mobile	17.332	12.138	9.916	0.663	0.37	0.331	01/01/2010	31/03/2010	Final
O2 (086) ported to Tesco Mobile	18.504	13.112	10.798	0.621	0.344	0.301	01/01/2008	30/04/2009	Final
O2 (086) ported to Tesco Mobile	18.300	13.000	10.700	0	0	0	01/05/2009	31/12/2009	Final
O2 (086) ported to Tesco Mobile	17.620	12.520	10.310	0	0	0	01/01/2010	31/03/2010	Final
Vodafone (087) ported to Tesco Mobile	18.216	12.730	10.404	1.284	0.714	0.632	01/01/2008	30/04/2009	Final
Vodafone (087) ported to Tesco Mobile	18.012	12.618	10.306	0.663	0.37	0.331	01/05/2009	31/12/2009	Final
Vodafone (087) ported to Tesco Mobile	17.332	12.138	9.916	0.663	0.37	0.331	01/01/2010	31/03/2010	Final
Hutchison (083) ported to Tesco Mobile	18.504	13.112	10.798	0.621	0.344	0.301	01/01/2008	30/04/2009	Final
Hutchison (083) ported to Tesco Mobile	18.300	13.000	10.700	0	0	0	01/05/2009	31/12/2009	Final
Hutchison (083) ported to Tesco Mobile	17.620	12.520	10.310	0	0	0	01/01/2010	31/03/2010	Final

**Note:**  
Table 101 list the payment to the terminating Operator for the services listed in that table.  
Rates are quoted in Euro cent

Table 101 Mobile Termination Rates (from 01/04/10 to 29/06/11)									
Operator	Cent Per Minute			Cent Per Call			Effective from	Effective to	Status
	Peak	Off Peak	Weekend	Peak	Off Peak	Weekend			
Meteor	10.43	9.79	5.21	0	0	0	01/04/2010	30/09/2010	Final
Meteor	10.43	8.38	4.46	0	0	0	01/10/2010	30/12/2010	Final
Meteor	10.43	1.85	1.85	0.00	0	0	31/12/2010	29/06/2011	Final
Vodafone (087) ported to Meteor	10.642	9.908	5.316	0.663	0.370	0.331	01/04/2010	30/09/2010	Final
Vodafone (087) ported to Meteor	10.642	8.498	4.566	0.663	0.370	0.331	01/10/2010	30/12/2010	Final
Vodafone (087) ported to Meteor	10.642	1.968	1.956	0.663	0.370	0.331	31/12/2010	29/06/2011	Final
O2 (086) ported to Meteor	10.93	10.29	5.71	0	0	0	01/04/2010	30/09/2010	Final
O2 (086) ported to Meteor	10.93	8.88	4.96	0	0	0	01/10/2010	30/12/2010	Final
O2 (086) ported to Meteor	10.93	2.35	2.35	0	0	0	31/12/2010	29/06/2011	Final
Hutchison (083) ported to Meteor	10.93	10.29	5.71	0	0	0	01/04/2010	30/09/2010	Final
Hutchison (083) ported to Meteor	10.93	8.88	4.96	0	0	0	01/10/2010	30/12/2010	Final
Hutchison (083) ported to Meteor	10.93	2.35	2.35	0	0	0	31/12/2010	29/06/2011	Final
Tesco Mobile (089) Ported to Meteor	10.93	10.29	5.71	0	0	0	01/04/2010	30/09/2010	Final
Tesco Mobile (089) Ported to Meteor	10.93	8.88	4.96	0	0	0	01/10/2010	30/12/2010	Final
Tesco Mobile (089) Ported to Meteor	10.93	2.35	2.35	0	0	0	31/12/2010	29/06/2011	Final
O <sub>2</sub>	8.88	7.15	3.86	0	0	0	01/04/2010	30/12/2010	Final
O <sub>2</sub>	6.83	3.93	3.40	0	0	0	31/12/2010	29/06/2011	Final
Vodafone(087) ported to O2	9.092	7.268	3.966	0.663	0.370	0.331	01/04/2010	30/12/2010	Final
Vodafone(087) ported to O2	7.042	4.048	3.506	0.663	0.370	0.331	31/12/2010	29/06/2011	Final
Meteor (085) ported to O2	9.092	7.268	3.966	0.663	0.370	0.331	01/04/2010	30/12/2010	Final
Meteor (085) ported to O2	7.042	4.048	3.506	0.663	0.370	0.331	31/12/2010	29/06/2011	Final
Hutchison (083) ported to O2	9.38	7.65	4.36	0	0	0	01/04/2010	30/12/2010	Final
Hutchison (083) ported to O2	7.33	4.43	3.90	0	0	0	31/12/2010	29/06/2011	Final
Tesco Mobile (089) Ported to O2	9.38	7.65	4.36	0	0	0	01/04/2010	30/12/2010	Final
Tesco Mobile (089) Ported to O2	7.33	4.43	3.90	0	0	0	31/12/2010	29/06/2011	Final
Vodafone	9.549	4.827	4.827	0	0	0	01/04/2010	30/12/2010	Final
Vodafone	6.942	3.509	3.509	0	0	0	31/12/2010	29/06/2011	Final
O2 (086) Ported to Vodafone	10.049	5.327	5.327	0	0	0	01/04/2010	30/12/2010	Final
O2 (086) Ported to Vodafone	7.442	4.009	4.009	0	0	0	31/12/2010	29/06/2011	Final
Meteor (085) ported to Vodafone	9.761	4.945	4.933	0.663	0.37	0.331	01/04/2010	30/12/2010	Final
Meteor (085) ported to Vodafone	7.154	3.627	3.615	0.663	0.370	0.331	31/12/2010	29/06/2011	Final
Hutchison (083) ported to Vodafone	10.049	5.327	5.327	0	0	0	01/04/2010	30/12/2010	Final
Hutchison (083) ported to Vodafone	7.442	4.009	4.009	0	0	0	31/12/2010	29/06/2011	Final
Tesco Mobile (089) Ported to Vodafone	10.049	5.327	5.327	0	0	0	01/04/2010	30/12/2010	Final
Tesco Mobile (089) Ported to Vodafone	7.442	4.009	4.009	0	0	0	31/12/2010	29/06/2011	Final
Hutchison	17.78	6.90	8.89	0	0	0	01/04/2010	30/12/2010	Final
Hutchison	13.88	2.00	8.89	0	0	0	31/12/2010	29/06/2011	Final
Meteor (085) ported to Hutchison	17.992	7.018	8.996	0.663	0.370	0.331	01/04/2010	30/12/2010	Final
Meteor (085) ported to Hutchison	14.092	2.118	8.996	0.663	0.370	0.331	31/12/2010	29/06/2011	Final
Vodafone (087) ported to Hutchison	17.992	7.018	8.996	0.663	0.370	0.331	01/04/2010	30/12/2010	Final
Vodafone (087) ported to Hutchison	14.092	2.118	8.996	0.663	0.370	0.331	31/12/2010	29/06/2011	Final
O2 (086) ported to Hutchison	18.28	7.40	9.39	0	0	0	01/04/2010	30/12/2010	Final
O2 (086) ported to Hutchison	14.38	2.50	9.39	0	0	0	31/12/2010	29/06/2011	Final
Tesco Mobile (089) Ported to Hutchison	18.28	7.40	9.39	0	0	0	01/04/2010	30/12/2010	Final
Tesco Mobile (089) Ported to Hutchison	14.38	2.50	9.39	0	0	0	31/12/2010	29/06/2011	Final
Tesco Mobile	17.120	12.020	9.810	0	0	0	01/04/2010	29/06/2011	Final
Meteor (085) ported to Tesco Mobile	17.332	12.138	9.916	0.663	0.37	0.331	01/04/2010	29/06/2011	Final
O2 (086) ported to Tesco Mobile	17.620	12.520	10.310	0	0	0	01/04/2010	29/06/2011	Final
Vodafone (087) ported to Tesco Mobile	17.332	12.138	9.916	0.663	0.37	0.331	01/04/2010	29/06/2011	Final
Hutchison (083) ported to Tesco Mobile	17.620	12.520	10.310	0	0	0	01/04/2010	29/06/2011	Final

**Note:**

Table 101 list the payment to the terminating Operator for the services listed in that table.  
Rates are quoted in Euro cent

Table 101									
Mobile Termination Rates (from 30/06/11 to 30/12/11)									
Operator	Cent Per Minute			Cent Per Call			Effective from	Effective to	Status
	Peak	Off Peak	Weekend	Peak	Off Peak	Weekend			
Meteor	8.500	1.000	1.000	0.000	0.000	0.000	30/06/2011	30/12/2011	Final
Vodafone (087) ported to Meteor	8.712	1.118	1.106	0.663	0.370	0.331	30/06/2011	30/12/2011	Final
O2 (086) ported to Meteor	9.000	1.500	1.500	0.000	0.000	0.000	30/06/2011	30/12/2011	Final
Hutchison (083) ported to Meteor	9.000	1.500	1.500	0.000	0.000	0.000	30/06/2011	30/12/2011	Final
Tesco Mobile (089) Ported to Meteor	9.000	1.500	1.500	0.000	0.000	0.000	30/06/2011	30/12/2011	Final
Lycamobile (089) ported to Meteor	9.000	1.500	1.500	0.000	0.000	0.000	01/08/2011	30/12/2011	Final
O2	5.980	2.800	2.860	0.000	0.000	0.000	30/06/2011	30/12/2011	Final
Vodafone(087) ported to O2	6.192	2.918	2.966	0.663	0.370	0.331	30/06/2011	30/12/2011	Final
Meteor (085) ported to O2	6.192	2.918	2.966	0.663	0.370	0.331	30/06/2011	30/12/2011	Final
Hutchison (083) ported to O2	6.480	3.300	3.360	0.000	0.000	0.000	30/06/2011	30/12/2011	Final
Tesco Mobile (089) Ported to O2	6.480	3.300	3.360	0.000	0.000	0.000	30/06/2011	30/12/2011	Final
Lycamobile (089) ported to O2	6.480	3.300	3.360	0.000	0.000	0.000	01/08/2011	30/12/2011	Final
Vodafone	5.840	2.950	2.950	0.000	0.000	0.000	30/06/2011	30/12/2011	Final
O2 (086) Ported to Vodafone	6.340	3.450	3.450	0.000	0.000	0.000	30/06/2011	30/12/2011	Final
Meteor (085) ported to Vodafone	6.052	3.068	3.056	0.663	0.370	0.331	30/06/2011	30/12/2011	Final
Hutchison (083) ported to Vodafone	6.340	3.450	3.450	0.000	0.000	0.000	30/06/2011	30/12/2011	Final
Tesco Mobile (089) Ported to Vodafone	6.340	3.450	3.450	0.000	0.000	0.000	30/06/2011	30/12/2011	Final
Lycamobile (089) ported to Vodafone	6.340	3.450	3.450	0.000	0.000	0.000	01/08/2011	30/12/2011	Final
Hutchison	13.880	2.000	3.910	0.000	0.000	0.000	30/06/2011	30/12/2011	Final
Meteor (085) ported to Hutchison	14.092	2.118	4.016	0.663	0.370	0.331	30/06/2011	30/12/2011	Final
Vodafone (087) ported to Hutchison	14.092	2.118	4.016	0.663	0.370	0.331	30/06/2011	30/12/2011	Final
O2 (086) ported to Hutchison	14.380	2.500	4.410	0.000	0.000	0.000	30/06/2011	30/12/2011	Final
Tesco Mobile (089) Ported to Hutchison	14.380	2.500	4.410	0.000	0.000	0.000	30/06/2011	30/12/2011	Final
Lycamobile (089) ported to Hutchison	14.380	2.500	4.410	0.000	0.000	0.000	01/08/2011	30/12/2011	Final
Tesco Mobile	17.120	12.020	9.810	0.000	0.000	0.000	30/06/2011	30/12/2011	Final
Meteor (085) ported to Tesco Mobile	17.332	12.138	9.916	0.663	0.370	0.331	30/06/2011	30/12/2011	Final
O2 (086) ported to Tesco Mobile	17.620	12.520	10.310	0.000	0.000	0.000	30/06/2011	30/12/2011	Final
Vodafone (087) ported to Tesco Mobile	17.332	12.138	9.916	0.663	0.370	0.331	30/06/2011	30/12/2011	Final
Hutchison (083) ported to Tesco Mobile	17.620	12.520	10.310	0.000	0.000	0.000	30/06/2011	30/12/2011	Final
Lycamobile (089) ported to Tesco Mobile	17.620	12.520	10.310	0.000	0.000	0.000	01/08/2011	30/12/2011	Final
Lycamobile	13.790	13.790	13.790	0.000	0.000	0.000	01/08/2011	30/12/2011	Final
Meteor (085) ported to Lycamobile	14.002	13.908	13.896	0.663	0.370	0.331	01/08/2011	30/12/2011	Final
O2 (086) ported to Lycamobile	14.290	14.290	14.290	0.000	0.000	0.000	01/08/2011	30/12/2011	Final
Vodafone (087) ported to Lycamobile	14.002	13.908	13.896	0.663	0.370	0.331	01/08/2011	30/12/2011	Final
Hutchison (083) ported to Lycamobile	14.290	14.290	14.290	0.000	0.000	0.000	01/08/2011	30/12/2011	Final
Tesco Mobile (089) Ported to Lycamobile	14.290	14.290	14.290	0.000	0.000	0.000	01/08/2011	30/12/2011	Final

**Note:**  
Table 101 list the payment to the terminating Operator for the services listed in that table.  
Rates are quoted in Euro cent

Table 101									
Mobile Termination Rates (from 31/12/11)									
Operator	Cent Per Minute			Cent Per Call			Effective from	Effective to	Status
	Peak	Off Peak	Weekend	Peak	Off Peak	Weekend			
Meteor	7.380	1.000	1.000	0.000	0.000	0.000	31/12/2011		Final
Vodafone (087) ported to Meteor	7.592	1.118	1.106	0.663	0.370	0.331	31/12/2011		Final
O2 (086) ported to Meteor	7.880	1.500	1.500	0.000	0.000	0.000	31/12/2011		Final
Hutchison (083) ported to Meteor	7.880	1.500	1.500	0.000	0.000	0.000	31/12/2011		Final
Tesco Mobile (089) Ported to Meteor	7.880	1.500	1.500	0.000	0.000	0.000	31/12/2011		Final
Lycamobile (089) ported to Meteor	7.880	1.500	1.500	0.000	0.000	0.000	31/12/2011		Final
O2	5.680	2.090	2.140	0.000	0.000	0.000	31/12/2011		Final
Vodafone(087) ported to O2	5.892	2.208	2.246	0.663	0.370	0.331	31/12/2011		Final
Meteor (085) ported to O2	5.892	2.208	2.246	0.663	0.370	0.331	31/12/2011		Final
Hutchison (083) ported to O2	6.180	2.590	2.640	0.000	0.000	0.000	31/12/2011		Final
Tesco Mobile (089) Ported to O2	6.180	2.590	2.640	0.000	0.000	0.000	31/12/2011		Final
Lycamobile (089) ported to O2	6.180	2.590	2.640	0.000	0.000	0.000	31/12/2011		Final
Vodafone	5.220	2.640	2.640	0.000	0.000	0.000	31/12/2011		Final
O2 (086) Ported to Vodafone	5.720	3.140	3.140	0.000	0.000	0.000	31/12/2011		Final
Meteor (085) ported to Vodafone	5.432	2.758	2.746	0.663	0.370	0.331	31/12/2011		Final
Hutchison (083) ported to Vodafone	5.720	3.140	3.140	0.000	0.000	0.000	31/12/2011		Final
Tesco Mobile (089) Ported to Vodafone	5.720	3.140	3.140	0.000	0.000	0.000	31/12/2011		Final
Lycamobile (089) ported to Vodafone	5.720	3.140	3.140	0.000	0.000	0.000	31/12/2011		Final
Hutchison	13.880	1.000	2.000	0.000	0.000	0.000	31/12/2011		Final
Meteor (085) ported to Hutchison	14.092	1.118	2.106	0.663	0.370	0.331	31/12/2011		Final
Vodafone (087) ported to Hutchison	14.092	1.118	2.106	0.663	0.370	0.331	31/12/2011		Final
O2 (086) ported to Hutchison	14.380	1.500	2.500	0.000	0.000	0.000	31/12/2011		Final
Tesco Mobile (089) Ported to Hutchison	14.380	1.500	2.500	0.000	0.000	0.000	31/12/2011		Final
Lycamobile (089) ported to Hutchison	14.380	1.500	2.500	0.000	0.000	0.000	31/12/2011		Final
Tesco Mobile	17.120	12.020	9.810	0.000	0.000	0.000	31/12/2011	31/01/2012	Final
Meteor (085) ported to Tesco Mobile	17.332	12.138	9.916	0.663	0.370	0.331	31/12/2011	31/01/2012	Final
O2 (086) ported to Tesco Mobile	17.620	12.520	10.310	0.000	0.000	0.000	31/12/2011	31/01/2012	Final
Vodafone (087) ported to Tesco Mobile	17.332	12.138	9.916	0.663	0.370	0.331	31/12/2011	31/01/2012	Final
Hutchison (083) ported to Tesco Mobile	17.620	12.520	10.310	0.000	0.000	0.000	31/12/2011	31/01/2012	Final
Lycamobile (089) ported to Tesco Mobile	17.620	12.520	10.310	0.000	0.000	0.000	31/12/2011	31/01/2012	Final
Tesco Mobile	15.410	10.820	8.830	0.000	0.000	0.000	01/02/2012		Final
Meteor (085) ported to Tesco Mobile	15.622	10.938	8.936	0.663	0.370	0.331	01/02/2012		Final
O2 (086) ported to Tesco Mobile	15.910	11.320	9.330	0.000	0.000	0.000	01/02/2012		Final
Vodafone (087) ported to Tesco Mobile	15.622	10.938	8.936	0.663	0.370	0.331	01/02/2012		Final
Hutchison (083) ported to Tesco Mobile	15.910	11.320	9.330	0.000	0.000	0.000	01/02/2012		Final
Lycamobile (089) ported to Tesco Mobile	15.910	11.320	9.330	0.000	0.000	0.000	01/02/2012		Final
Lycamobile	13.790	13.790	13.790	0.000	0.000	0.000	31/12/2011		Final
Meteor (085) ported to Lycamobile	14.002	13.908	13.896	0.663	0.370	0.331	31/12/2011		Final
O2 (086) ported to Lycamobile	14.290	14.290	14.290	0.000	0.000	0.000	31/12/2011		Final
Vodafone (087) ported to Lycamobile	14.002	13.908	13.896	0.663	0.370	0.331	31/12/2011		Final
Hutchison (083) ported to Lycamobile	14.290	14.290	14.290	0.000	0.000	0.000	31/12/2011		Final
Tesco Mobile (089) Ported to Lycamobile	14.290	14.290	14.290	0.000	0.000	0.000	31/12/2011		Final

**Note:**

Table 101 list the payment to the terminating Operator for the services listed in that table.  
Rates are quoted in Euro cent

Operator	Cent Per Minute			Cent Per Call			Effective from	Effective to	Status
	Peak	Off Peak	Weekend	Peak	Off Peak	Weekend			
Meteor	17.988333	11.545643	8.994167	0.663	0.37	0.331	01/04/2004	31/12/2005	Final
Meteor	16.572	11.548	8.986	0.663	0.37	0.331	01/01/2006	30/06/2006	Final
Meteor	16.588	11.553	8.99	0.663	0.361	0.321	01/07/2006	31/12/2006	Final
Meteor	16.128	10.833	8.43	0.663	0.361	0.321	01/01/2007	30/06/2007	Final
Vodafone (087) ported to Meteor	18.200333	11.663643	9.100167	1.326	0.740	0.662	01/12/2004	31/12/2005	Final
Vodafone (087) ported to Meteor	16.784	11.666	9.092	1.326	0.740	0.662	01/01/2006	30/06/2006	Final
Vodafone (087) ported to Meteor	16.800	11.671	9.096	1.326	0.731	0.652	01/07/2006	31/12/2006	Final
Vodafone (087) ported to Meteor	16.340	10.951	8.536	1.326	0.731	0.652	01/01/2007	30/06/2007	Final
O2 (086) ported to Meteor	18.488333	12.045643	9.494167	0.663	0.37	0.331	01/07/2004	31/12/2005	Final
O2 (086) ported to Meteor	17.072	12.048	9.486	0.663	0.37	0.331	01/01/2006	30/06/2006	Final
O2 (086) ported to Meteor	17.088	12.053	9.49	0.663	0.361	0.321	01/07/2006	31/12/2006	Final
O2 (086) ported to Meteor	16.628	11.333	8.93	0.663	0.361	0.321	01/01/2007	30/06/2007	Final
Hutchison (083) ported to Meteor	17.988333	11.545643	8.994167	0.663	0.37	0.331	01/09/2005	31/12/2005	Final
Hutchison (083) ported to Meteor	16.572	11.548	8.986	0.663	0.37	0.331	01/01/2006	30/06/2006	Final
Hutchison (083) ported to Meteor	16.588	11.553	8.99	0.663	0.361	0.321	01/07/2006	31/12/2006	Final
Hutchison (083) ported to Meteor	16.128	10.833	8.43	0.663	0.361	0.321	01/01/2007	30/06/2007	Final
O2	13.112	10.118	7.976	0.663	0.37	0.331	01/09/2004	31/12/2005	Final
O2	13.112	8.368	6.116	0.663	0.37	0.331	01/01/2006	30/06/2006	Final
O2	13.128	8.373	6.12	0.663	0.361	0.321	01/07/2006	31/12/2006	Final
O2	11.478	8.113	8.1	0.663	0.361	0.321	01/01/2007	30/06/2007	Final
Vodafone(087) ported to O2	13.324	10.236	8.082	1.326	0.74	0.662	01/12/2004	31/12/2005	Final
Vodafone(087) ported to O2	13.324	8.486	6.222	1.326	0.74	0.662	01/01/2006	30/06/2006	Final
Vodafone(087) ported to O2	13.34	8.491	6.226	1.326	0.731	0.652	01/07/2006	31/12/2006	Final
Vodafone(087) ported to O2	11.69	8.231	8.206	1.326	0.731	0.652	01/01/2007	30/06/2007	Final
Meteor (085) ported to O2	13.112	10.118	7.976	0.663	0.37	0.331	01/09/2004	31/12/2005	Final
Meteor (085) ported to O2	13.112	8.368	6.116	0.663	0.37	0.331	01/01/2006	30/06/2006	Final
Meteor (085) ported to O2	13.34	8.491	6.226	1.326	0.731	0.652	01/07/2006	31/12/2006	Final
Meteor (085) ported to O2	11.69	8.231	8.206	1.326	0.731	0.652	01/01/2007	30/06/2007	Final
Hutchison (083) ported to O2	13.112	10.118	7.976	0.663	0.37	0.331	01/09/2005	31/12/2005	Final
Hutchison (083) ported to O2	13.112	8.368	6.116	0.663	0.37	0.331	01/01/2006	30/06/2006	Final
Hutchison (083) ported to O2	13.128	8.373	6.12	0.663	0.361	0.321	01/07/2006	31/12/2006	Final
Hutchison (083) ported to O2	11.478	8.113	8.1	0.663	0.361	0.321	01/01/2007	30/06/2007	Final
Vodafone	13.112	11.538	6.076	0.663	0.37	0.331	01/09/2004	31/12/2005	Final
Vodafone	13.112	8.868	6.076	0.663	0.37	0.331	01/01/2006	30/06/2006	Final
Vodafone	13.128	8.873	6.08	0.663	0.361	0.321	01/07/2006	31/12/2006	Final
Vodafone	12.488	8.273	5.11	0.663	0.361	0.321	01/01/2007	30/06/2007	Final
O2 (086) Ported to Vodafone	13.612	12.038	6.576	0.663	0.37	0.331	01/09/2004	31/12/2005	Final
O2 (086) Ported to Vodafone	13.612	9.368	6.576	0.663	0.37	0.331	01/01/2006	30/06/2006	Final
O2 (086) Ported to Vodafone	13.628	9.373	6.58	0.663	0.361	0.321	01/07/2006	31/12/2006	Final
O2 (086) Ported to Vodafone	12.988	8.773	5.61	0.663	0.361	0.321	01/01/2007	30/06/2007	Final
Meteor (085) ported to Vodafone	13.112	11.538	6.076	0.663	0.37	0.331	01/09/2004	31/12/2005	Final
Meteor (085) ported to Vodafone	13.112	8.868	6.076	0.663	0.37	0.331	01/01/2006	30/06/2006	Final
Meteor (085) ported to Vodafone	13.34	8.991	6.186	1.326	0.731	0.652	01/07/2006	31/12/2006	Final
Meteor (085) ported to Vodafone	12.7	8.391	5.216	1.326	0.731	0.652	01/01/2007	30/06/2007	Final
Hutchison (083) ported to Vodafone	13.112	11.538	6.076	0.663	0.37	0.331	01/09/2005	31/12/2005	Final
Hutchison (083) ported to Vodafone	13.112	8.868	6.076	0.663	0.37	0.331	01/01/2006	30/06/2006	Final
Hutchison (083) ported to Vodafone	13.128	8.873	6.08	0.663	0.361	0.321	01/07/2006	31/12/2006	Final
Hutchison (083) ported to Vodafone	12.488	8.273	5.11	0.663	0.361	0.321	01/01/2007	30/06/2007	Final
Hutchison	17.988333	11.545643	8.994167	0.663	0.37	0.331	01/04/2004	30/06/2006	Final
Hutchison	18.0043	11.5506	8.9982	0.663	0.361	0.321	01/07/2006	30/06/2007	Final
Meteor (085) ported to Hutchison	17.988333	11.545643	8.994167	0.663	0.37	0.331	01/09/2005	30/06/2006	Final
Meteor (085) ported to Hutchison	18.2163	11.6686	9.1042	1.3260	0.731	0.6520	01/07/2006	30/06/2007	Final
Vodafone (087) ported to Hutchison	18.200333	11.663643	9.100167	1.326	0.740	0.662	01/09/2005	30/06/2006	Final
Vodafone (087) ported to Hutchison	18.2163	11.6686	9.1042	1.3260	0.731	0.6520	01/07/2006	30/06/2007	Final
O2 (086) ported to Hutchison	18.488333	12.045643	9.494167	0.663	0.370	0.331	01/09/2005	30/06/2006	Final
O2 (086) ported to Hutchison	18.5043	12.0506	9.4982	0.6630	0.361	0.3210	01/07/2006	30/06/2007	Final

**Note**  
Table 102 list the charges to the Originating Operator for Transit traffic destined for the services listed in that table.  
Rates are quoted in Euro cent

Table 102										
Mobile Termination Rates (01/07/07 to 31/12/07)										
Operator	Cent Per Minute			Cent Per Call			Effective from	Effective to	Status	
	Peak	Off Peak	Weekend	Peak	Off Peak	Weekend				
Meteor	16.104	10.822	8.418	0.621	0.344	0.301	01/07/2007	31/12/2007	Final	
Vodafone (087) ported to Meteor	16.316	10.940	8.524	1.284	0.714	0.632	01/07/2007	31/12/2007	Final	
O2 (086) ported to Meteor	16.604	11.322	8.918	0.621	0.344	0.301	01/07/2007	31/12/2007	Final	
Hutchison (083) ported to Meteor	16.104	10.822	8.418	0.621	0.344	0.301	01/07/2007	30/09/2007	Final	
Hutchison (083) ported to Meteor	16.604	11.322	8.918	0.621	0.344	0.301	01/10/2007	31/12/2007	Final	
Tesco Mobile (089) Ported to Meteor	16.3044	10.934	8.516	1.242	0.688	0.602	01/12/2007	31/12/2007	Final	
O2	11.454	8.102	8.088	0.621	0.344	0.301	01/07/2007	31/12/2007	Final	
Vodafone(087) ported to O2	11.666	8.220	8.194	1.284	0.714	0.632	01/07/2007	31/12/2007	Final	
Meteor (085) ported to O2	11.666	8.22	8.194	1.284	0.714	0.632	01/07/2007	31/12/2007	Final	
Hutchison (083) ported to O2	11.454	8.102	8.088	0.621	0.344	0.301	01/07/2007	30/09/2007	Final	
Hutchison (083) ported to O2	11.954	8.602	8.588	0.621	0.344	0.301	01/10/2007	31/12/2007	Final	
Tesco Mobile (089) Ported to O2	11.6544	8.214	8.186	1.242	0.688	0.602	01/12/2007	31/12/2007	Final	
Vodafone	12.464	8.262	5.098	0.621	0.344	0.301	01/07/2007	31/12/2007	Final	
O2 (086) Ported to Vodafone	12.964	8.762	5.60	0.621	0.344	0.301	01/07/2007	31/12/2007	Final	
Meteor (085) ported to Vodafone	12.676	8.38	5.204	1.284	0.714	0.632	01/07/2007	31/12/2007	Final	
Hutchison (083) ported to Vodafone	12.464	8.262	5.098	0.621	0.344	0.301	01/07/2007	30/09/2007	Final	
Hutchison (083) ported to Vodafone	12.964	8.762	5.598	0.621	0.344	0.301	01/10/2007	31/12/2007	Final	
Tesco Mobile (089) Ported to Vodafone	12.6644	8.374	5.196	1.242	0.688	0.602	01/12/2007	31/12/2007	Final	
Hutchison	17.9803	11.5396	8.9862	0.621	0.344	0.301	01/07/2007	31/12/2007	Final	
Meteor (085) ported to Hutchison	18.1923	11.6576	9.0922	1.2840	0.714	0.6320	01/07/2007	31/12/2007	Final	
Vodafone (087) ported to Hutchison	18.1923	11.6576	9.0922	1.2840	0.714	0.6320	01/07/2007	31/12/2007	Final	
O2 (086) ported to Hutchison	18.4803	12.0396	9.4862	0.6210	0.344	0.3010	01/07/2007	31/12/2007	Final	
Tesco Mobile (089) Ported to Hutchison	18.180733	11.651643	9.084167	1.242	0.688	0.602	01/12/2007	31/12/2007	Final	
Tesco Mobile	18.208	12.724	10.396	1.242	0.688	0.602	01/10/2007	31/12/2007	Final	
Meteor (085) ported to Tesco Mobile	18.420	12.842	10.502	1.905	1.058	0.933	01/10/2007	31/12/2007	Final	
O2 (086) ported to Tesco Mobile	18.708	13.224	10.896	1.242	0.688	0.602	01/10/2007	31/12/2007	Final	
Vodafone (087) ported to Tesco Mobile	18.420	12.842	10.502	1.905	1.058	0.933	01/10/2007	31/12/2007	Final	
Hutchison (083) ported to Tesco Mobile	18.708	13.224	10.896	1.242	0.688	0.602	01/10/2007	31/12/2007	Final	

**Note**

Table 102 list the charges to the Originating Operator for Transit traffic destined for the services listed in that table.  
Rates are quoted in Euro cent

Table 102 Mobile Termination Rates (from 01/01/08 to 31/03/10)									
Operator	Cent Per Minute			Cent Per Call			Effective from	Effective to	Status
	Peak	Off Peak	Weekend	Peak	Off Peak	Weekend			
Meteor	15.804	9.902	7.698	0.621	0.344	0.301	01/01/2008	31/12/2008	Final
Meteor	15.804	9.902	5.308	0.621	0.344	0.301	01/01/2009	31/03/2010	Final
Vodafone (087) ported to Meteor	16.016	10.020	7.804	1.284	0.714	0.632	01/01/2008	31/12/2008	Final
Vodafone (087) ported to Meteor	16.016	10.020	5.414	1.284	0.714	0.632	01/01/2009	31/03/2010	Final
O2 (086) ported to Meteor	16.304	10.402	8.198	0.621	0.344	0.301	01/01/2008	31/12/2008	Final
O2 (086) ported to Meteor	16.304	10.402	5.808	0.621	0.344	0.301	01/01/2009	31/03/2010	Final
Hutchison (083) ported to Meteor	16.304	10.402	8.198	0.621	0.344	0.301	01/01/2008	31/12/2008	Final
Hutchison (083) ported to Meteor	16.304	10.402	5.808	0.621	0.344	0.301	01/01/2009	31/03/2010	Final
Tesco Mobile (089) Ported to Meteor	16.0044	10.014	7.796	1.242	0.688	0.602	01/01/2008	31/12/2008	Final
Tesco Mobile (089) Ported to Meteor	16.0044	10.014	5.406	1.242	0.688	0.602	01/01/2009	30/04/2009	Final
Tesco Mobile (089) Ported to Meteor	16.3040	10.402	5.808	0.621	0.344	0.301	01/05/2009	31/03/2010	Final
O2	11.434	9.602	4.848	0.621	0.344	0.301	01/01/2008	31/12/2008	Final
O2	11.134	8.912	4.848	0.621	0.344	0.301	01/01/2009	31/03/2010	Final
Vodafone(087) ported to O2	11.646	9.720	4.954	1.284	0.714	0.632	01/01/2008	31/12/2008	Final
Vodafone(087) ported to O2	11.346	9.030	4.954	1.284	0.714	0.632	01/01/2009	31/03/2010	Final
Meteor (085) ported to O2	11.646	9.72	4.954	1.284	0.714	0.632	01/01/2008	31/12/2008	Final
Meteor (085) ported to O2	11.346	9.030	4.954	1.284	0.714	0.632	01/01/2009	31/03/2010	Final
Hutchison (083) ported to O2	11.934	10.102	5.348	0.621	0.344	0.301	01/01/2008	31/12/2008	Final
Hutchison (083) ported to O2	11.634	9.412	5.348	0.621	0.344	0.301	01/01/2009	31/03/2010	Final
Tesco Mobile (089) Ported to O2	11.6344	9.714	4.946	1.242	0.688	0.602	01/01/2008	31/12/2008	Final
Tesco Mobile (089) Ported to O2	11.3344	9.024	4.946	1.242	0.688	0.602	01/01/2009	30/04/2009	Final
Tesco Mobile (089) Ported to O2	11.6340	9.412	5.348	0.621	0.344	0.301	01/05/2009	31/03/2010	Final
Vodafone	12.094	7.892	4.968	0.621	0.344	0.301	01/01/2008	31/12/2008	Final
Vodafone	12.954	4.939	4.925	0.621	0.344	0.301	01/01/2009	31/03/2010	Final
O2 (086) Ported to Vodafone	12.594	8.392	5.47	0.621	0.344	0.301	01/01/2008	31/12/2008	Final
O2 (086) Ported to Vodafone	13.454	5.439	5.425	0.621	0.344	0.301	01/01/2009	31/03/2010	Final
Meteor (085) ported to Vodafone	12.306	8.01	5.074	1.284	0.714	0.632	01/01/2008	31/12/2008	Final
Meteor (085) ported to Vodafone	13.166	5.057	5.031	1.284	0.714	0.632	01/01/2009	31/03/2010	Final
Hutchison (083) ported to Vodafone	12.594	8.392	5.468	0.621	0.344	0.301	01/01/2008	31/12/2008	Final
Hutchison (083) ported to Vodafone	13.454	5.439	5.425	0.621	0.344	0.301	01/01/2009	31/03/2010	Final
Tesco Mobile (089) Ported to Vodafone	12.2944	8.004	5.066	1.242	0.688	0.602	01/01/2008	31/12/2008	Final
Tesco Mobile (089) Ported to Vodafone	13.1544	5.051	5.023	1.242	0.688	0.602	01/01/2009	30/04/2009	Final
Tesco Mobile (089) Ported to Vodafone	13.4540	5.439	5.425	0.621	0.344	0.301	01/05/2009	31/03/2010	Final
Hutchison	17.9803	11.5396	8.9862	0.621	0.344	0.301	01/01/2008	31/03/2010	Final
Meteor (085) ported to Hutchison	18.1923	11.6576	9.0922	1.2840	0.714	0.6320	01/01/2008	31/03/2010	Final
Vodafone (087) ported to Hutchison	18.1923	11.6576	9.0922	1.2840	0.714	0.6320	01/01/2008	31/03/2010	Final
O2 (086) ported to Hutchison	18.4803	12.0396	9.4862	0.6210	0.344	0.3010	01/01/2008	31/03/2010	Final
Tesco Mobile (089) Ported to Hutchison	18.180733	11.651643	9.084167	1.242	0.688	0.602	01/01/2008	30/04/2009	Final
Tesco Mobile (089) Ported to Hutchison	18.480333	12.039643	9.486167	0.621	0.344	0.301	01/05/2009	31/03/2010	Final
Tesco Mobile	18.208	12.724	10.396	1.242	0.688	0.602	01/01/2008	30/04/2009	Final
Tesco Mobile	18.004	12.612	10.298	0.621	0.344	0.301	01/05/2009	31/12/2010	Final
Tesco Mobile	17.324	12.132	9.908	0.621	0.344	0.301	01/01/2010	31/03/2010	Final
Meteor (085) ported to Tesco Mobile	18.420	12.842	10.502	1.905	1.058	0.933	01/01/2008	30/04/2009	Final
Meteor (085) ported to Tesco Mobile	18.216	12.730	10.404	1.284	0.714	0.632	01/05/2009	31/12/2010	Final
Meteor (085) ported to Tesco Mobile	17.536	12.250	10.014	1.284	0.714	0.632	01/01/2010	31/03/2010	Final
O2 (086) ported to Tesco Mobile	18.708	13.224	10.896	1.242	0.688	0.602	01/01/2008	30/04/2009	Final
O2 (086) ported to Tesco Mobile	18.504	13.112	10.798	0.621	0.344	0.301	01/05/2009	31/12/2010	Final
O2 (086) ported to Tesco Mobile	17.824	12.632	10.408	0.621	0.344	0.301	01/01/2010	31/03/2010	Final
Vodafone (087) ported to Tesco Mobile	18.420	12.842	10.502	1.905	1.058	0.933	01/01/2008	30/04/2009	Final
Vodafone (087) ported to Tesco Mobile	18.216	12.730	10.404	1.284	0.714	0.632	01/05/2009	31/12/2010	Final
Vodafone (087) ported to Tesco Mobile	17.536	12.250	10.014	1.284	0.714	0.632	01/01/2010	31/03/2010	Final
Hutchison (083) ported to Tesco Mobile	18.708	13.224	10.896	1.242	0.688	0.602	01/01/2008	30/04/2009	Final
Hutchison (083) ported to Tesco Mobile	18.504	13.112	10.798	0.621	0.344	0.301	01/05/2009	31/12/2010	Final
Hutchison (083) ported to Tesco Mobile	17.824	12.632	10.408	0.621	0.344	0.301	01/01/2010	31/03/2010	Final

**Note**  
Table 102 list the charges to the Originating Operator for Transit traffic destined for the services listed in that table.  
Rates are quoted in Euro cent

Table 102									
Mobile Termination Rates (from 01/04/10 to 29/06/11)									
Operator	Cent Per Minute			Cent Per Call			Effective from	Effective to	Status
	Peak	Off Peak	Weekend	Peak	Off Peak	Weekend			
Meteor	10.634	9.902	5.308	0.621	0.344	0.301	01/04/2010	30/09/2010	Final
Meteor	10.634	8.492	4.558	0.621	0.344	0.301	01/10/2010	30/12/2010	Final
Meteor	10.634	1.962	1.948	0.621	0.344	0.301	31/12/2010	29/06/2011	Final
Vodafone (087) ported to Meteor	10.846	10.020	5.414	1.284	0.714	0.632	01/04/2010	30/09/2010	Final
Vodafone (087) ported to Meteor	10.846	8.610	4.664	1.284	0.714	0.632	01/10/2010	30/12/2010	Final
Vodafone (087) ported to Meteor	10.846	2.080	2.054	1.284	0.714	0.632	31/12/2010	29/06/2011	Final
O2 (086) ported to Meteor	11.134	10.402	5.808	0.621	0.344	0.301	01/04/2010	30/09/2010	Final
O2 (086) ported to Meteor	11.134	8.992	5.058	0.621	0.344	0.301	01/10/2010	30/12/2010	Final
O2 (086) ported to Meteor	11.134	2.462	2.448	0.621	0.344	0.301	31/12/2010	29/06/2011	Final
Hutchison (083) ported to Meteor	11.134	10.402	5.808	0.621	0.344	0.301	01/04/2010	30/09/2010	Final
Hutchison (083) ported to Meteor	11.134	8.992	5.058	0.621	0.344	0.301	01/10/2010	30/12/2010	Final
Hutchison (083) ported to Meteor	11.134	2.462	2.448	0.621	0.344	0.301	31/12/2010	29/06/2011	Final
Tesco Mobile (089) Ported to Meteor	11.134	10.402	5.808	0.621	0.344	0.301	01/04/2010	30/09/2010	Final
Tesco Mobile (089) Ported to Meteor	11.134	8.992	5.058	0.621	0.344	0.301	01/10/2010	30/12/2010	Final
Tesco Mobile (089) Ported to Meteor	11.134	2.462	2.448	0.621	0.344	0.301	31/12/2010	29/06/2011	Final
O2	9.084	7.262	3.958	0.621	0.344	0.301	01/04/2010	30/12/2010	Final
O2	7.034	4.042	3.498	0.621	0.344	0.301	31/12/2010	29/06/2011	Final
Vodafone(087) ported to O2	9.296	7.380	4.064	1.284	0.714	0.632	01/04/2010	30/12/2010	Final
Vodafone(087) ported to O2	7.246	4.160	3.604	1.284	0.714	0.632	31/12/2010	29/06/2011	Final
Meteor (085) ported to O2	9.296	7.380	4.064	1.284	0.714	0.632	01/04/2010	30/12/2010	Final
Meteor (085) ported to O2	7.246	4.160	3.604	1.284	0.714	0.632	31/12/2010	29/06/2011	Final
Hutchison (083) ported to O2	9.584	7.762	4.458	0.621	0.344	0.301	01/04/2010	30/12/2010	Final
Hutchison (083) ported to O2	7.534	4.542	3.998	0.621	0.344	0.301	31/12/2010	29/06/2011	Final
Tesco Mobile (089) Ported to O2	9.584	7.762	4.458	0.621	0.344	0.301	01/04/2010	30/12/2010	Final
Tesco Mobile (089) Ported to O2	7.534	4.542	3.998	0.621	0.344	0.301	31/12/2010	29/06/2011	Final
Vodafone	9.753	4.939	4.925	0.621	0.344	0.301	01/04/2010	30/12/2010	Final
Vodafone	7.146	3.621	3.607	0.621	0.344	0.301	31/12/2010	29/06/2011	Final
O2 (086) Ported to Vodafone	10.253	5.439	5.425	0.621	0.344	0.301	01/04/2010	30/12/2010	Final
O2 (086) Ported to Vodafone	7.646	4.121	4.107	0.621	0.344	0.301	31/12/2010	29/06/2011	Final
Meteor (085) ported to Vodafone	9.965	5.057	5.031	1.284	0.714	0.632	01/04/2010	30/12/2010	Final
Meteor (085) ported to Vodafone	7.358	3.739	3.713	1.284	0.714	0.632	31/12/2010	29/06/2011	Final
Hutchison (083) ported to Vodafone	10.253	5.439	5.425	0.621	0.344	0.301	01/04/2010	30/12/2010	Final
Hutchison (083) ported to Vodafone	7.646	4.121	4.107	0.621	0.344	0.301	31/12/2010	29/06/2011	Final
Tesco Mobile (089) Ported to Vodafone	10.253	5.439	5.425	0.621	0.344	0.301	01/04/2010	30/12/2010	Final
Tesco Mobile (089) Ported to Vodafone	7.646	4.121	4.107	0.621	0.344	0.301	31/12/2010	29/06/2011	Final
Hutchison	17.984	7.012	8.988	0.621	0.344	0.301	01/04/2010	30/12/2010	Final
Hutchison	14.084	2.112	8.988	0.621	0.344	0.301	31/12/2010	29/06/2011	Final
Meteor (085) ported to Hutchison	18.196	7.130	9.094	1.284	0.714	0.632	01/04/2010	30/12/2010	Final
Meteor (085) ported to Hutchison	14.296	2.230	9.094	1.284	0.714	0.632	31/12/2010	29/06/2011	Final
Vodafone (087) ported to Hutchison	18.196	7.130	9.094	1.284	0.714	0.632	01/04/2010	30/12/2010	Final
Vodafone (087) ported to Hutchison	14.296	2.230	9.094	1.284	0.714	0.632	31/12/2010	29/06/2011	Final
O2 (086) ported to Hutchison	18.484	7.512	9.488	0.621	0.344	0.301	01/04/2010	30/12/2010	Final
O2 (086) ported to Hutchison	14.584	2.612	9.488	0.621	0.344	0.301	31/12/2010	29/06/2011	Final
Tesco Mobile (089) Ported to Hutchison	18.484	7.512	9.488	0.621	0.344	0.301	01/04/2010	30/12/2010	Final
Tesco Mobile (089) Ported to Hutchison	14.584	2.612	9.488	0.621	0.344	0.301	31/12/2010	29/06/2011	Final
Tesco Mobile	17.324	12.132	9.908	0.621	0.344	0.301	01/04/2010	29/06/2011	Final
Meteor (085) ported to Tesco Mobile	17.536	12.250	10.014	1.284	0.714	0.632	01/04/2010	29/06/2011	Final
O2 (086) ported to Tesco Mobile	17.824	12.632	10.408	0.621	0.344	0.301	01/04/2010	29/06/2011	Final
Vodafone (087) ported to Tesco Mobile	17.536	12.250	10.014	1.284	0.714	0.632	01/04/2010	29/06/2011	Final
Hutchison (083) ported to Tesco Mobile	17.824	12.632	10.408	0.621	0.344	0.301	01/04/2010	29/06/2011	Final

**Note**

Table 102 list the charges to the Originating Operator for Transit traffic destined for the services listed in that table.  
Rates are quoted in Euro cent

Table 102									
Mobile Termination Rates (from 30/06/11 to 30/12/11)									
Operator	Cent Per Minute			Cent Per Call			Effective from	Effective to	Status
	Peak	Off Peak	Weekend	Peak	Off Peak	Weekend			
Meteor	8.704	1.112	1.098	0.621	0.344	0.301	30/06/2011	30/12/2011	Final
Vodafone (087) ported to Meteor	8.916	1.230	1.204	1.284	0.714	0.632	30/06/2011	30/12/2011	Final
O2 (086) ported to Meteor	9.204	1.612	1.598	0.621	0.344	0.301	30/06/2011	30/12/2011	Final
Hutchison (083) ported to Meteor	9.204	1.612	1.598	0.621	0.344	0.301	30/06/2011	30/12/2011	Final
Tesco Mobile (089) Ported to Meteor	9.204	1.612	1.598	0.621	0.344	0.301	30/06/2011	30/12/2011	Final
Lycamobile (089) ported to Meteor	9.204	1.612	1.598	0.621	0.344	0.301	01/08/2011	30/12/2011	Final
O2	6.184	2.912	2.958	0.621	0.344	0.301	30/06/2011	30/12/2011	Final
Vodafone(087) ported to O2	6.396	3.030	3.064	1.284	0.714	0.632	30/06/2011	30/12/2011	Final
Meteor (085) ported to O2	6.396	3.030	3.064	1.284	0.714	0.632	30/06/2011	30/12/2011	Final
Hutchison (083) ported to O2	6.684	3.412	3.458	0.621	0.344	0.301	30/06/2011	30/12/2011	Final
Tesco Mobile (089) Ported to O2	6.684	3.412	3.458	0.621	0.344	0.301	30/06/2011	30/12/2011	Final
Lycamobile (089) ported to O2	6.684	3.412	3.458	0.621	0.344	0.301	01/08/2011	30/12/2011	Final
Vodafone	6.044	3.062	3.048	0.621	0.344	0.301	30/06/2011	30/12/2011	Final
O2 (086) Ported to Vodafone	6.544	3.562	3.548	0.621	0.344	0.301	30/06/2011	30/12/2011	Final
Meteor (085) ported to Vodafone	6.256	3.180	3.154	1.284	0.714	0.632	30/06/2011	30/12/2011	Final
Hutchison (083) ported to Vodafone	6.544	3.562	3.548	0.621	0.344	0.301	30/06/2011	30/12/2011	Final
Tesco Mobile (089) Ported to Vodafone	6.544	3.562	3.548	0.621	0.344	0.301	30/06/2011	30/12/2011	Final
Lycamobile (089) ported to Vodafone	6.544	3.562	3.548	0.621	0.344	0.301	01/08/2011	30/12/2011	Final
Hutchison	14.084	2.112	4.008	0.621	0.344	0.301	30/06/2011	30/12/2011	Final
Meteor (085) ported to Hutchison	14.296	2.230	4.114	1.284	0.714	0.632	30/06/2011	30/12/2011	Final
Vodafone (087) ported to Hutchison	14.296	2.230	4.114	1.284	0.714	0.632	30/06/2011	30/12/2011	Final
O2 (086) ported to Hutchison	14.584	2.612	4.508	0.621	0.344	0.301	30/06/2011	30/12/2011	Final
Tesco Mobile (089) Ported to Hutchison	14.584	2.612	4.508	0.621	0.344	0.301	30/06/2011	30/12/2011	Final
Lycamobile (089) ported to Hutchison	14.584	2.612	4.508	0.621	0.344	0.301	01/08/2011	30/12/2011	Final
Tesco Mobile	17.324	12.132	9.908	0.621	0.344	0.301	30/06/2011	30/12/2011	Final
Meteor (085) ported to Tesco Mobile	17.536	12.250	10.014	1.284	0.714	0.632	30/06/2011	30/12/2011	Final
O2 (086) ported to Tesco Mobile	17.824	12.632	10.408	0.621	0.344	0.301	30/06/2011	30/12/2011	Final
Vodafone (087) ported to Tesco Mobile	17.536	12.250	10.014	1.284	0.714	0.632	30/06/2011	30/12/2011	Final
Hutchison (083) ported to Tesco Mobile	17.824	12.632	10.408	0.621	0.344	0.301	30/06/2011	30/12/2011	Final
Lycamobile (089) ported to Tesco Mobile	17.824	12.632	10.408	0.621	0.344	0.301	01/08/2011	30/12/2011	Final
Lycamobile	13.994	13.902	13.888	0.621	0.344	0.301	01/08/2011	30/12/2011	Final
Meteor (085) ported to Lycamobile	14.206	14.020	13.994	1.284	0.714	0.632	01/08/2011	30/12/2011	Final
O2 (086) ported to Lycamobile	14.494	14.402	14.388	0.621	0.344	0.301	01/08/2011	30/12/2011	Final
Vodafone (087) ported to Lycamobile	14.206	14.020	13.994	1.284	0.714	0.632	01/08/2011	30/12/2011	Final
Hutchison (083) ported to Lycamobile	14.494	14.402	14.388	0.621	0.344	0.301	01/08/2011	30/12/2011	Final
Tesco Mobile (089) Ported to Lycamobile	14.494	14.402	14.388	0.621	0.344	0.301	01/08/2011	30/12/2011	Final

**Note**  
Table 102 list the charges to the Originating Operator for Transit traffic destined for the services listed in that table.  
Rates are quoted in Euro cent

Table 102									
Mobile Termination Rates (from 31/12/11)									
Operator	Cent Per Minute			Cent Per Call			Effective from	Effective to	Status
	Peak	Off Peak	Weekend	Peak	Off Peak	Weekend			
Meteor	7.584	1.112	1.098	0.621	0.344	0.301	31/12/2011		Final
Vodafone (087) ported to Meteor	7.796	1.230	1.204	1.284	0.714	0.632	31/12/2011		Final
O2 (086) ported to Meteor	8.084	1.612	1.598	0.621	0.344	0.301	31/12/2011		Final
Hutchison (083) ported to Meteor	8.084	1.612	1.598	0.621	0.344	0.301	31/12/2011		Final
Tesco Mobile (089) Ported to Meteor	8.084	1.612	1.598	0.621	0.344	0.301	31/12/2011		Final
Lycamobile (089) ported to Meteor	8.084	1.612	1.598	0.621	0.344	0.301	31/12/2011		Final
O2	5.884	2.202	2.238	0.621	0.344	0.301	31/12/2011		Final
Vodafone(087) ported to O2	6.096	2.320	2.344	1.284	0.714	0.632	31/12/2011		Final
Meteor (085) ported to O2	6.096	2.320	2.344	1.284	0.714	0.632	31/12/2011		Final
Hutchison (083) ported to O2	6.384	2.702	2.738	0.621	0.344	0.301	31/12/2011		Final
Tesco Mobile (089) Ported to O2	6.384	2.702	2.738	0.621	0.344	0.301	31/12/2011		Final
Lycamobile (089) ported to O2	6.384	2.702	2.738	0.621	0.344	0.301	31/12/2011		Final
Vodafone	5.424	2.752	2.738	0.621	0.344	0.301	31/12/2011		Final
O2 (086) Ported to Vodafone	5.924	3.252	3.238	0.621	0.344	0.301	31/12/2011		Final
Meteor (085) ported to Vodafone	5.636	2.870	2.844	1.284	0.714	0.632	31/12/2011		Final
Hutchison (083) ported to Vodafone	5.924	3.252	3.238	0.621	0.344	0.301	31/12/2011		Final
Tesco Mobile (089) Ported to Vodafone	5.924	3.252	3.238	0.621	0.344	0.301	31/12/2011		Final
Lycamobile (089) ported to Vodafone	5.924	3.252	3.238	0.621	0.344	0.301	31/12/2011		Final
Hutchison	14.084	1.112	2.098	0.621	0.344	0.301	31/12/2011		Final
Meteor (085) ported to Hutchison	14.296	1.230	2.204	1.284	0.714	0.632	31/12/2011		Final
Vodafone (087) ported to Hutchison	14.296	1.230	2.204	1.284	0.714	0.632	31/12/2011		Final
O2 (086) ported to Hutchison	14.584	1.612	2.598	0.621	0.344	0.301	31/12/2011		Final
Tesco Mobile (089) Ported to Hutchison	14.584	1.612	2.598	0.621	0.344	0.301	31/12/2011		Final
Lycamobile (089) ported to Hutchison	14.584	1.612	2.598	0.621	0.344	0.301	31/12/2011		Final
Tesco Mobile	17.324	12.132	9.908	0.621	0.344	0.301	31/12/2011	31/01/2012	Final
Meteor (085) ported to Tesco Mobile	17.536	12.250	10.014	1.284	0.714	0.632	31/12/2011	31/01/2012	Final
O2 (086) ported to Tesco Mobile	17.824	12.632	10.408	0.621	0.344	0.301	31/12/2011	31/01/2012	Final
Vodafone (087) ported to Tesco Mobile	17.536	12.250	10.014	1.284	0.714	0.632	31/12/2011	31/01/2012	Final
Hutchison (083) ported to Tesco Mobile	17.824	12.632	10.408	0.621	0.344	0.301	31/12/2011	31/01/2012	Final
Lycamobile (089) ported to Tesco Mobile	17.824	12.632	10.408	0.621	0.344	0.301	31/12/2011	31/01/2012	Final
Tesco Mobile	15.614	10.932	8.928	0.621	0.344	0.301	01/02/2012		Final
Meteor (085) ported to Tesco Mobile	15.826	11.050	9.034	1.284	0.714	0.632	01/02/2012		Final
O2 (086) ported to Tesco Mobile	16.114	11.432	9.428	0.621	0.344	0.301	01/02/2012		Final
Vodafone (087) ported to Tesco Mobile	15.826	11.050	9.034	1.284	0.714	0.632	01/02/2012		Final
Hutchison (083) ported to Tesco Mobile	16.114	11.432	9.428	0.621	0.344	0.301	01/02/2012		Final
Lycamobile (089) ported to Tesco Mobile	16.114	11.432	9.428	0.621	0.344	0.301	01/02/2012		Final
Lycamobile	13.994	13.902	13.888	0.621	0.344	0.301	31/12/2011		Final
Meteor (085) ported to Lycamobile	14.206	14.020	13.994	1.284	0.714	0.632	31/12/2011		Final
O2 (086) ported to Lycamobile	14.494	14.402	14.388	0.621	0.344	0.301	31/12/2011		Final
Vodafone (087) ported to Lycamobile	14.206	14.020	13.994	1.284	0.714	0.632	31/12/2011		Final
Hutchison (083) ported to Lycamobile	14.494	14.402	14.388	0.621	0.344	0.301	31/12/2011		Final
Tesco Mobile (089) Ported to Lycamobile	14.494	14.402	14.388	0.621	0.344	0.301	31/12/2011		Final

**Note**

Table 102 list the charges to the Originating Operator for Transit traffic destined for the services listed in that table.  
Rates are quoted in Euro cent

Table 103 Geographical Termination Rates										
Operator	Charging Level	Cent Per Minute			Cent Per Call			Effective from	Effective to	Status
		Peak	Off Peak	Weekend	Peak	Off Peak	Weekend			
Budget		1.041185	0.520593	0.419014				01/07/2000		Final
C&W		1.041185	0.520593	0.419014				01/07/2000		Final
Esat BT		0.880	0.460	0.420				01/05/2005		Final
Chorus		1.022139	0.539639	0.457106				01/07/2000		Final
NTL		0.394889	0.218395	0.19173	0.744067	0.411395	0.360606	01/09/2003		Final
Ocean		1.612567	0.812632	0.672961				01/07/2000		Final
Energis		0.394889	0.218395	0.19173	0.744067	0.411395	0.360606	01/04/2002		Final
Verizon (formerly MCI)		1.041185	0.520593	0.419014				01/07/2000	30/04/2009	Final
Verizon (formerly MCI)		0.70	0.40	0.30	1.70	0.60	0.40	01/05/2009		Final
Colt		0.394889	0.218395	0.19173	0.744067	0.411395	0.360606	01/05/2002	31/05/2010	Final
Colt		0.550	0.300	0.260	0.860	0.440	0.400	01/06/2010		Final
Access Telecom-Imagine		0.495	0.318	0.292	0.844	0.511	0.461	01/09/2003		Final
Talk Telecom		0.306	0.171	0.153	0.818	0.456	0.409	01/09/2004		Final
Swiftcall		0.306	0.171	0.153	0.818	0.456	0.409	01/10/2004		Final
Smart		0.643	0.356	0.312	0	0	0	01/12/2005		Final
Magnet		0.306	0.171	0.153	0.818	0.456	0.409	01/02/2006		Final
Finarea		0.306	0.171	0.153	0.818	0.456	0.409	01/03/2006		Final
Opera Telecom In2tel		0.306	0.171	0.153	0.818	0.456	0.409	01/02/2007		Final
Blueface		0.579	0.323	0.29				01/08/2007		Final
Digiweb		0.350	0.162	0.138	0.88	0.58	0.52	01/01/2009	31/10/2009	Final
Digiweb		0.316	0.148	0.124	0.85	0.55	0.50	01/11/2009		Final
3PlayPlus		0.579	0.323	0.290				01/03/2010		Final
Rivertower		0.579	0.323	0.290				01/03/2011		Final
Orange Business Services		1.041185	0.520593	0.419014				01/05/11		Final
Blue Chip Telecom		0.579	0.323	0.290				01/05/11		Final
Airspeed		0.4952	0.2739	0.2400				01/06/11		Final
Voxbone		0.579	0.323	0.290				01/08/11		Final

**Note:**

Table 103 list the payment to the terminating Operator for the services listed in that table.  
Rates are quoted in Euro cent

Table 104										
Geographic Origination Rates to 30/06/07										
Operator	Charging Level	Cent Per Minute			Cent Per Call			Effective from	Effective to	Status
		Peak	Off Peak	Weekend	Peak	Off Peak	Weekend			
Budget		1.253185	0.638593	0.525014	0.663	0.37	0.331	01/04/2004	30/06/2006	Final
Budget		1.2692	0.6436	0.5290	0.6630	0.3610	0.3210	01/07/2006	30/06/2007	Final
C&W		1.253185	0.638593	0.525014	0.663	0.37	0.331	01/04/2004	30/06/2006	Final
C&W		1.2692	0.6436	0.5290	0.6630	0.3610	0.3210	01/07/2006	30/06/2007	Final
Esat BT		1.824567	0.930632	0.778961	0.663	0.37	0.331	01/04/2004	30/04/2005	Final
Esat BT		1.092	0.578	0.526	0.663	0.37	0.331	01/05/2005	30/06/2006	Final
Esat BT		1.1080	0.5830	0.5300	0.6630	0.3610	0.3210	01/07/2006	30/06/2007	Final
Chorus		1.234139	0.657639	0.563106	0.663	0.37	0.331	01/04/2004	30/06/2006	Final
Chorus		1.2501	0.6626	0.5671	0.6630	0.3610	0.3210	01/07/2006	30/06/2007	Final
NTL		0.606889	0.336395	0.29773	1.407067	0.781395	0.691606	01/04/2004	30/06/2006	Final
NTL		0.6229	0.3414	0.3017	1.4071	0.7724	0.6816	01/07/2006	30/06/2007	Final
Ocean		1.824567	0.930632	0.778961	0.663	0.37	0.331	01/04/2004	30/06/2006	Final*
Ocean		1.8406	0.9356	0.7830	0.6630	0.3610	0.3210	01/07/2006	30/06/2007	Final
Energis		0.606889	0.336395	0.29773	1.407067	0.781395	0.691606	01/04/2004	30/06/2006	Final
Energis		0.6229	0.3414	0.3017	1.4071	0.7724	0.6816	01/07/2006	30/06/2007	Final
MCI		1.253185	0.638593	0.525014	0.663	0.37	0.331	01/04/2004	30/06/2006	Final
MCI		1.2692	0.6436	0.5290	0.6630	0.3610	0.3210	01/07/2006	30/06/2007	Final
Colt		0.606889	0.336395	0.29773	1.407067	0.781395	0.691606	01/04/2004	30/06/2006	Final
Colt		0.6229	0.3414	0.3017	1.4071	0.7724	0.6816	01/07/2006	30/06/2007	Final
Access Telecom		0.707	0.436	0.398	1.507	0.881	0.792	01/04/2004	30/06/2006	Final
Access Telecom- Imagine		0.7230	0.4410	0.4020	1.5070	0.8720	0.7820	01/07/2006	30/06/2007	Final
Talk Telecom		0.518	0.289	0.259	1.481	0.826	0.74	01/09/2004	30/06/2006	Final
Talk Telecom		0.5340	0.2940	0.2630	1.4810	0.8170	0.7300	01/07/2006	30/06/2007	Final
Swiftcall		0.518	0.289	0.259	1.481	0.826	0.74	01/10/2004	30/06/2006	Final
Swiftcall		0.5340	0.2940	0.2630	1.4810	0.8170	0.7300	01/07/2006	30/06/2007	Final
Smart		0.855	0.474	0.418	0.663	0.37	0.331	01/12/2005	30/06/2006	Final
Smart		0.8710	0.4790	0.4220	0.6630	0.3610	0.3210	01/07/2006	30/06/2007	Final
Magnet		0.518	0.289	0.259	1.481	0.826	0.74	01/02/2006	30/06/2006	Final
Magnet		0.5340	0.2940	0.2630	1.4810	0.8170	0.7300	01/07/2006	30/06/2007	Final
Finarea		0.518	0.289	0.259	1.481	0.826	0.74	01/03/2006	30/06/2006	Final
Finarea		0.5340	0.2940	0.2630	1.4810	0.8170	0.7300	01/07/2006	30/06/2007	Final
Opera Telecom		0.5340	0.2940	0.2630	1.4810	0.8170	0.7300	01/02/2007	30/06/2007	Final

**Note:**

Table 104 list the charges to the originating operator for transit traffic destined for the services listed in that table.

\* These Rates are interim due to the fact that the transit element has yet to be finalised.

Rates are quoted in Euro cent

Table 104 Geographic Origination Rates										
Operator	Charging Level	Cent Per Minute			Cent Per Call			Effective from	Effective to	Status
		Peak	Off Peak	Weekend	Peak	Off Peak	Weekend			
Budget		1.2452	0.6326	0.5170	0.6210	0.3440	0.3010	01/07/2007		Final
C&W		1.2452	0.6326	0.5170	0.6210	0.3440	0.3010	01/07/2007		Final
Esat BT		1.0840	0.5720	0.5180	0.6210	0.3440	0.3010	01/07/2007		Final
Chorus		1.2261	0.6516	0.5551	0.6210	0.3440	0.3010	01/07/2007		Final
NTL		0.5989	0.3304	0.2897	1.3651	0.7554	0.6616	01/07/2007		Final
Ocean		1.8166	0.9246	0.7710	0.6210	0.3440	0.3010	01/07/2007		Final
Energis		0.5989	0.3304	0.2897	1.3651	0.7554	0.6616	01/07/2007		Final
Verizon (formerly MCI)		1.2452	0.6326	0.5170	0.6210	0.3440	0.3010	01/07/2007	30/04/2009	Final
Verizon (formerly MCI)		0.9040	0.5120	0.3980	2.3210	0.9440	0.7010	01/05/2009		Final
Colt		0.5989	0.3304	0.2897	1.3651	0.7554	0.6616	01/07/2007	31/05/2010	Final
Colt		0.754	0.412	0.358	1.481	0.784	0.701	01/06/2010		Final
Access Telecom Imagine		0.6990	0.4300	0.3900	1.4650	0.8550	0.7620	01/07/2007		Final
Talk Telecom		0.5100	0.2830	0.2510	1.4390	0.8000	0.7100	01/07/2007		Final
Swiftcall		0.5100	0.2830	0.2510	1.4390	0.8000	0.7100	01/07/2007		Final
Smart		0.8470	0.4680	0.4100	0.6210	0.3440	0.3010	01/07/2007		Final
Magnet		0.5100	0.2830	0.2510	1.4390	0.8000	0.7100	01/07/2007		Final
Finarea		0.5100	0.2830	0.2510	1.4390	0.8000	0.7100	01/07/2007		Final
Opera Telecom In2tel		0.5100	0.2830	0.2510	1.4390	0.8000	0.7100	01/07/2007		Final
Blueface		0.7830	0.4350	0.3880	0.6210	0.3440	0.3010	01/08/2007		Final
Digiweb		0.554	0.274	0.236	1.501	0.924	0.821	01/01/2009	31/10/2009	Final
Digiweb		0.52	0.26	0.222	1.471	0.894	0.801	01/11/2009		Final
3PlayPlus		0.783	0.435	0.388	0.621	0.344	0.301	01/03/2010		Final
Rivertower		0.783	0.435	0.388	0.621	0.344	0.301	01/03/2011		Final
Orange Business Services		1.2452	0.6326	0.5170	0.621	0.344	0.301	01/05/11		Final
Blue Chip Telecom		0.783	0.435	0.388	0.621	0.344	0.301	01/05/11		Final
Airspeed		0.6992	0.3859	0.3380	0.621	0.344	0.301	01/06/11		Final
Voxbone		0.783	0.435	0.388	0.621	0.344	0.301	01/08/11		Final

**Note:**

Table 104 list the charges to the originating operator for transit traffic destined for the services listed in that table.

\* These Rates are interim due to the fact that the transit element has yet to be finalised.

Rates are quoted in Euro cent

Table 105 Directory Enquiries Termination Rates											
Operator	Cent Per Minute			Cent Per Call			Call(incl 1st min) Charge	Subsequent minute	Effective from	Effective to	Status
	Peak	Off Peak	Weekend	Peak	Off Peak	Weekend					
Conduit National 11850	14.41	14.41	14.41	49.61	49.61	49.61			01/11/04	31/10/05	Final
Conduit National 11850	14.41	14.41	14.41	55.16	55.16	55.16			01/11/05	31/10/06	Final
Conduit National 11850	15.17	15.17	15.17	58.49	58.49	58.49			01/11/06	31/05/07	Final
Conduit National 11850	19.16	19.16	19.16	68.62	68.62	68.62			01/06/07	31/03/08	Final
Conduit National 11850	19.16	19.16	19.16	76.55	76.55	76.55			01/04/08	31/03/09	Final
Conduit National 11850	30.93	30.93	30.93	76.24	76.24	76.24			01/04/09	31/03/10	Final
Conduit National 11850	54.07	54.07	54.07	76.56	76.56	76.56			01/04/10	31/03/11	Final
Conduit National 11850	54.32	54.32	54.32	108.58	108.58	108.58			01/04/11		Final
Conduit International	46.94	46.94	46.94	93.24	93.24	93.24			01/11/04	28/02/07	Final
Conduit International	46.94	46.94	46.94	122.02	122.02	122.02			01/03/07	30/04/2009	Final
Conduit International	47.52	47.52	47.52	135.49	135.49	135.49			01/05/2009		Final
Conduit National 11888	19.40	19.40	19.40						01/06/05		Final
Esat Telecom National							37.139800	37.139800	01/10/01		Final
O <sub>2</sub> National	48.12307	48.12307	48.12307						01/10/00		Final
O <sub>2</sub> International	100.690230	100.690230	100.690230						01/10/00		Final
Vodafone National	57.138214	57.138214	57.138214						01/10/00		Final
Numbers Direct National 11890							49.59	27.17	01/10/05	31/03/06	Final
Numbers Direct National 11890							52.63	13.61	01/04/06	31/05/08	Final
Numbers Direct National 11890							68.50	16.79	01/06/08	31/03/09	Final
Numbers Direct National 11890							85.59	16.71	01/04/09	31/07/10	Final
Numbers Direct National 11890							113.12	31.26	01/08/10	31/07/11	Final
Numbers Direct National 11890							152.46	47.18	01/08/11		Final
Numbers Direct International 11891							174.36	47.52	01/02/11		Final
Number Logic 11824							77.91	16.61	01/09/09	31/10/10	Final
Number Logic 11824	52.32	52.32	52.32	75.01	75.01	75.01			01/11/10		Final
Number Logic 11858							77.91	16.61	01/09/09	03/05/10	Final
Number Logic 11827							77.91	16.61	04/05/10		Final
Number Logic 11822							107.36	28.38	01/04/11		Final

**Note:**

Table 105 list the payment to the terminating Operator for the services listed in that table.  
Rates are quoted in cent

Operator	Cent Per Minute			Cent Per Call			Call (incl 1st min) Charge	Subsequent minute Charge	Effective from	Effective to
	Peak	Off Peak	Weekend	Peak	Off Peak	Weekend				
Conduit National 11850	14.622	14.528	14.516	50.273	49.980	49.941			01/11/04	31/10/05
Conduit National 11850	14.622	14.528	14.516	55.823	55.530	55.491			01/11/05	30/06/06
Conduit National 11850	14.638	14.533	14.520	55.823	55.521	55.481			01/07/06	31/10/06
Conduit National 11850	15.398	15.293	15.280	59.153	58.851	58.811			01/11/06	31/05/07
Conduit National 11850	19.388	19.283	19.270	69.283	68.981	68.941			01/06/07	30/06/2007
Conduit National 11850	19.3640	19.2720	19.2580	69.2410	68.9640	68.9210			01/07/07	31/03/08
Conduit National 11850	19.3640	19.2720	19.2580	77.1710	76.8940	76.8510			01/04/08	31/03/09
Conduit National 11850	31.1340	31.0420	31.0280	76.8610	76.5840	76.5410			01/04/09	31/03/10
Conduit National 11850	54.2740	54.1820	54.1680	77.1810	76.9040	76.8610			01/04/10	31/03/11
Conduit National 11850	54.5240	54.4320	54.4180	109.2010	108.9240	108.8810			01/04/11	
Conduit International	47.152	47.058	47.046	93.903	93.610	93.571			01/11/04	30/06/06
Conduit International	47.168	47.063	47.050	93.903	93.601	93.561			01/07/06	28/02/07
Conduit International	47.168	47.063	47.050	122.683	122.381	122.341			01/03/07	30/06/2007
Conduit International	47.1440	47.0520	47.0380	122.6410	122.3640	122.3210			01/07/07	30/04/2009
Conduit International	47.7240	47.6320	47.6180	136.1110	135.8340	135.7910			01/05/2009	
Conduit National 11888	19.612	19.518	19.506	0.663	0.370	0.331			01/06/05	30/06/06
Conduit National 11888	19.628	19.523	19.510	0.663	0.361	0.321			01/07/06	30/06/2007
Conduit National 11888	19.6040	19.5120	19.4980	0.6210	0.3440	0.3010			01/07/07	
Esat Telecom National	0.212	0.118	0.106	0.663	0.370	0.331	37.1398	37.140	01/04/04	30/06/06
Esat Telecom National	0.228	0.123	0.110	0.663	0.361	0.321	37.1398	37.140	01/07/06	30/06/2007
Esat Telecom National	0.2040	0.1120	0.0980	0.6210	0.3440	0.3010	37.139800	37.139800	01/07/07	
O <sub>2</sub> National	48.335073	48.241073	48.229073	0.663	0.370	0.331			01/04/04	30/06/06
O <sub>2</sub> National	48.3511	48.2461	48.2331	0.6630	0.3610	0.3210			01/07/06	30/06/2007
O <sub>2</sub> National	48.3271	48.2351	48.2211	0.6210	0.3440	0.3010			01/07/07	
O <sub>2</sub> International	100.90223	100.80823	100.79623	0.663	0.370	0.331			01/04/04	30/06/06
O <sub>2</sub> International	100.9182	100.8132	100.8002	0.6630	0.3610	0.3210			01/07/06	30/06/2007
O <sub>2</sub> International	100.8942	100.8022	100.7882	0.6210	0.3440	0.3010			01/07/07	
Vodafone National	57.424214	57.298214	57.293214	0.526	0.293	0.285			01/04/03	31/03/04
Vodafone National	57.350214	57.256214	57.244214	0.663	0.370	0.331			01/04/04	30/06/06
Vodafone National	57.3662	57.2612	57.2482	0.6630	0.3610	0.3210			01/07/06	30/06/2007
Vodafone National	57.3422	57.2502	57.2362	0.6210	0.3440	0.3010			01/07/07	
Numbers Direct National 11890	0.212	0.118	0.106	0.663	0.370	0.331	49.59	27.17	01/10/05	31/03/06
Numbers Direct National 11890	0.212	0.118	0.106	0.663	0.370	0.331	52.63	13.61	01/04/06	30/06/06
Numbers Direct National 11890	0.228	0.123	0.110	0.663	0.361	0.321	52.63	13.61	01/07/06	30/06/2007
Numbers Direct National 11890	0.2040	0.1120	0.0980	0.6210	0.3440	0.3010	52.63	13.61	01/07/07	31/05/08
Numbers Direct National 11890	0.2040	0.1120	0.0980	0.6210	0.3440	0.3010	68.50	16.79	01/06/08	31/03/09
Numbers Direct National 11890	0.2040	0.1120	0.0980	0.6210	0.3440	0.3010	85.59	16.71	01/04/09	31/07/10
Numbers Direct National 11890	0.2040	0.1120	0.0980	0.6210	0.3440	0.3010	113.12	31.26	01/08/10	31/07/11
Numbers Direct National 11890	0.2040	0.1120	0.0980	0.6210	0.3440	0.3010	152.46	47.18	01/08/11	
Numbers Direct International 11891	0.2040	0.1120	0.0980	0.6210	0.3440	0.3010	174.36	47.52	01/02/11	
Number Logic 11824	0.2040	0.1120	0.0980	0.6210	0.3440	0.3010	77.91	16.61	01/09/09	31/10/10
Number Logic 11824	52.524	52.432	52.418	75.631	75.354	75.311			01/11/10	
Number Logic 11858	0.2040	0.1120	0.0980	0.6210	0.3440	0.3010	77.91	16.61	01/09/09	03/05/10
Number Logic 11827	0.2040	0.1120	0.0980	0.6210	0.3440	0.3010	77.91	16.61	04/05/10	
Number Logic 11822	0.2040	0.1120	0.0980	0.6210	0.3440	0.3010	107.36	28.38	01/04/11	

**Note:**

Table 106 list the charges to the originating operator for transit traffic destined for the services listed in that table.  
Rates are quoted in Euro cent

Table 107									
Operator Specific Price List for Customer Care									
Operator	Cent Per Minute			Cent Per Call			Effective from	Effective to	Status
	Peak	Off Peak	Weekend	Peak	Off Peak	Weekend			
Vodafone	-	-	-	-	-	-	01/07/2000		Final
O2	-	-	-	-	-	-	01/07/2000		Final
Meteor	-	-	-	-	-	-	01/07/2000		Final
Esat	-	-	-	-	-	-	01/02/2004		Final
Vartec	-	-	-	-	-	-	01/06/2006		Final
Swiftcall	-	-	-	-	-	-	01/10/2006		Final
NTL	-	-	-	-	-	-	01/07/2007		Final
Perlico	-	-	-	-	-	-	01/11/2008		Final
Hutchison	-	-	-	-	-	-	01/03/2009		Final
Digiweb	-	-	-	-	-	-	01/03/2011		Final

**Note:**

Table 107 list the payment to the terminating Operator for the services listed in that table.  
Rates are quoted in Euro cent

Table 108									
Operator Specific Price List for Customer Care									
Operator	Cent Per Minute			Cent Per Call			Effective from	Effective to	Status
	Peak	Off Peak	Weekend	Peak	Off Peak	Weekend			
Vodafone	0.212	0.118	0.106	0.663	0.370	0.331	01/04/2004	30/06/2006	Final
Vodafone	0.228	0.123	0.110	0.663	0.361	0.321	01/07/2006	30/06/2007	Final
Vodafone	0.204	0.112	0.098	0.621	0.344	0.301	01/07/2006		Final
O2	0.212	0.118	0.106	0.663	0.370	0.331	01/04/2004	30/06/2006	Final
O2	0.228	0.123	0.110	0.663	0.361	0.321	01/07/2006	30/06/2007	Final
O2	0.204	0.112	0.098	0.621	0.344	0.301	01/07/2006		Final
Meteor	0.212	0.118	0.106	0.663	0.370	0.331	01/04/2004	30/06/2006	Final
Meteor	0.228	0.123	0.110	0.663	0.361	0.321	01/07/2006	30/06/2007	Final
Meteor	0.204	0.112	0.098	0.621	0.344	0.301	01/07/2006		Final
Esat	0.212	0.118	0.106	0.663	0.370	0.331	01/04/2004	30/06/2006	Final
Esat	0.228	0.123	0.110	0.663	0.361	0.321	01/07/2006	30/06/2007	Final
Esat	0.204	0.112	0.098	0.621	0.344	0.301	01/07/2006		Final
Vartec	0.212	0.118	0.106	0.663	0.370	0.331	01/06/2006	30/06/2006	Final
Vartec	0.228	0.123	0.110	0.663	0.361	0.321	01/07/2006	30/06/2007	Final
Vartec	0.204	0.112	0.098	0.621	0.344	0.301	01/07/2006		Final
Swiftcall	0.228	0.123	0.110	0.663	0.361	0.321	01/10/2006	30/06/2007	Final
Swiftcall	0.204	0.112	0.098	0.621	0.344	0.301	01/07/2006		Final
NTL	0.204	0.112	0.098	0.621	0.344	0.301	01/07/2006		Final
Perlico	0.204	0.112	0.098	0.621	0.344	0.301	01/11/2008		Final
Hutchison	0.204	0.112	0.098	0.621	0.344	0.301	01/03/2009		Final
Digiweb	0.204	0.112	0.098	0.621	0.344	0.301	01/03/2011		Final

**Note:**

Table 108 list the charges to the originating operator for transit traffic destined for the services listed in that table.  
Rates are quoted in Euro cent

Table 201										
Price List for Premium Rate Services (to 31/08/2007)										
Operator	Service Type	Cent Per Minute			Cent Per Call			Effective from	Effective to	Status
		Peak	Off Peak	Weekend	Peak	Off Peak	Weekend			
All Operators	1520	11.14	11.56	11.57				01/04/2005	30/11/2006	Final
All Operators	1530	25.57	26.00	26.00				01/04/2005	30/11/2006	Final
All Operators	1540	47.08	47.54	47.56				01/04/2005	30/11/2006	Final
All Operators	1550	74.97	75.64	75.67				01/04/2005	30/11/2006	Final
All Operators	1560	99.14	99.81	99.76				01/04/2005	30/11/2006	Final
All Operators	1570	139.50	140.05	140.06				01/04/2005	30/11/2006	Final
All Operators	1580	191.91	192.38	192.37				01/04/2005	30/11/2006	Final
All Operators	1590	232.09	232.54	232.54				01/04/2005	30/11/2006	Final
All Operators	1598	159.65	160.11	160.13				01/04/2005	30/11/2006	Final
All Operators	1599	240.05	240.51	240.53				01/04/2005	30/11/2006	Final
All Operators	1512				18.27	18.92	18.95	01/04/2005	30/11/2006	Final
All Operators	1513				45.85	46.75	46.78	01/04/2005	30/11/2006	Final
All Operators	1514				58.30	59.03	59.05	01/04/2005	30/11/2006	Final
All Operators	1515				78.58	79.23	79.25	01/04/2005	30/11/2006	Final
All Operators	1516				118.74	119.41	119.43	01/04/2005	30/11/2006	Final
All Operators	1517				158.88	159.57	159.60	01/04/2005	30/11/2006	Final
All Operators	1518				238.90	239.77	239.80	01/04/2005	30/11/2006	Final
All Operators	1520	11.42	11.82	11.86				01/12/2006	31/08/2007	Final
All Operators	1530	26.07	26.52	26.53				01/12/2006	31/08/2007	Final
All Operators	1540	48.27	49.54	48.78				01/12/2006	31/08/2007	Final
All Operators	1550	76.47	77.03	77.02				01/12/2006	31/08/2007	Final
All Operators	1560	100.88	101.53	101.52				01/12/2006	31/08/2007	Final
All Operators	1570	141.88	142.42	142.49				01/12/2006	31/08/2007	Final
All Operators	1580	195.20	195.64	195.69				01/12/2006	31/08/2007	Final
All Operators	1590	236.26	236.61	236.63				01/12/2006	31/08/2007	Final
All Operators	1598	161.90	162.51	162.59				01/12/2006	31/08/2007	Final
All Operators	1599	243.62	244.22	244.30				01/12/2006	31/08/2007	Final
All Operators	1512				18.78	19.39	19.47	01/12/2006	31/08/2007	Final
All Operators	1513				47.11	47.84	47.94	01/12/2006	31/08/2007	Final
All Operators	1514				59.83	60.35	60.42	01/12/2006	31/08/2007	Final
All Operators	1515				80.02	80.65	80.73	01/12/2006	31/08/2007	Final
All Operators	1516				120.85	121.49	121.57	01/12/2006	31/08/2007	Final
All Operators	1517				161.66	162.32	162.41	01/12/2006	31/08/2007	Final
All Operators	1518				243.32	244.01	244.10	01/12/2006	31/08/2007	Final

**Note:**

Table 201 list the payment to the terminating Operator for the services listed in that table.

The same charges in Table 201 are levied by eircom on the originating operator for the services listed in that table.

eircom then levies the transit fee in Table 002 on the terminating operator for the call.

Rates are quoted in Euro cent

Table 201										
Price List for Premium Rate Services (from 01/09/2007 to 30/11/2008)										
Operator	Service Type	Cent Per Minute			Cent Per Call			Effective from	Effective to	Status
		Peak	Off Peak	Weekend	Peak	Off Peak	Weekend			
All Operators	1520	11.50	11.85	11.89				01/09/2007	31/10/2008	Final
All Operators	1530	26.18	26.53	26.58				01/09/2007	31/10/2008	Final
All Operators	1540	47.83	48.23	48.18				01/09/2007	31/10/2008	Final
All Operators	1550	76.63	77.08	77.15				01/09/2007	31/10/2008	Final
All Operators	1560	101.01	101.49	101.57				01/09/2007	31/10/2008	Final
All Operators	1570	142.04	142.44	142.50				01/09/2007	31/10/2008	Final
All Operators	1580	195.33	195.67	195.71				01/09/2007	31/10/2008	Final
All Operators	1590	236.04	236.47	236.52				01/09/2007	31/10/2008	Final
All Operators	1598	161.90	162.51	162.59				01/09/2007	31/10/2008	Final
All Operators	1599	243.62	244.22	244.30				01/09/2007	31/10/2008	Final
All Operators	1512				18.96	19.48	19.55	01/09/2007	30/11/2008	Final
All Operators	1513				47.40	47.99	48.08	01/09/2007	30/11/2008	Final
All Operators	1514				59.88	60.37	60.44	01/09/2007	30/11/2008	Final
All Operators	1515				80.24	80.75	80.83	01/09/2007	30/11/2008	Final
All Operators	1516				121.03	121.58	121.66	01/09/2007	30/11/2008	Final
All Operators	1517				161.87	162.43	162.52	01/09/2007	30/11/2008	Final
All Operators	1518				243.35	244.01	244.11	01/09/2007	30/11/2008	Final
All Operators	1520	12.50	12.62	12.68				01/11/2008	30/11/2008	Final
All Operators	1530	27.27	27.52	27.56				01/11/2008	30/11/2008	Final
All Operators	1540	52.65	65.11	58.82				01/11/2008	30/11/2008	Final
All Operators	1550	78.69	78.85	79.01				01/11/2008	30/11/2008	Final
All Operators	1560	103.36	103.62	103.66				01/11/2008	30/11/2008	Final
All Operators	1570	143.76	144.24	144.15				01/11/2008	30/11/2008	Final
All Operators	1580	196.50	196.63	196.82				01/11/2008	30/11/2008	Final
All Operators	1590	237.63	237.78	237.91				01/11/2008	30/11/2008	Final
All Operators	1598	164.08	164.23	164.37				01/11/2008	30/11/2008	Final
All Operators	1599	245.80	245.94	246.08				01/11/2008	30/11/2008	Final

**Note:**

Table 201 list the payment to the terminating Operator for the services listed in that table.

The same charges in Table 201 are levied by eircom on the originating operator for the services listed in that table.

eircom then levies the transit fee in Table 002 on the terminating operator for the call.

Rates are quoted in Euro cent

Table 201										
Price List for Premium Rate Services (from 01/12/2008)										
Operator	Service Type	Cent Per Minute			Cent Per Call			Effective from	Effective to	Status
		Peak	Off Peak	Weekend	Peak	Off Peak	Weekend			
All Operators	1520	12.45	12.57	12.63				01/12/2008	31/07/2010	Final
All Operators	1530	27.15	27.40	27.44				01/12/2008	31/07/2010	Final
All Operators	1540	52.43	64.82	58.56				01/12/2008	31/07/2010	Final
All Operators	1550	78.35	78.52	78.68				01/12/2008	31/07/2010	Final
All Operators	1560	102.93	103.19	103.24				01/12/2008	31/07/2010	Final
All Operators	1570	143.17	143.65	143.56				01/12/2008	31/07/2010	Final
All Operators	1580	195.69	195.82	196.01				01/12/2008	31/07/2010	Final
All Operators	1590	236.65	236.80	236.93				01/12/2008	31/07/2010	Final
All Operators	1598	163.40	163.56	163.68				01/12/2008	31/07/2010	Final
All Operators	1599	244.78	244.92	245.06				01/12/2008	31/07/2010	Final
All Operators	1512				18.87	19.39	19.47	01/12/2008	31/07/2010	Final
All Operators	1513				47.52	47.96	48.03	01/12/2008	31/07/2010	Final
All Operators	1514				59.55	60.07	60.15	01/12/2008	31/07/2010	Final
All Operators	1515				79.85	80.39	80.47	01/12/2008	31/07/2010	Final
All Operators	1516				120.53	121.08	121.16	01/12/2008	31/07/2010	Final
All Operators	1517				161.24	161.78	161.86	01/12/2008	31/07/2010	Final
All Operators	1518				242.64	243.17	243.25	01/12/2008	31/07/2010	Final
All Operators	1520	12.25	12.35	12.41				01/08/2010		Final
All Operators	1530	26.70	26.92	26.96				01/08/2010		Final
All Operators	1540	51.40	62.98	57.11				01/08/2010		Final
All Operators	1550	77.00	77.15	77.29				01/08/2010		Final
All Operators	1560	101.15	101.39	101.43				01/08/2010		Final
All Operators	1570	140.73	141.17	141.08				01/08/2010		Final
All Operators	1580	192.38	192.49	192.67				01/08/2010		Final
All Operators	1590	232.63	232.76	232.89				01/08/2010		Final
All Operators	1598	160.63	160.76	160.88				01/08/2010		Final
All Operators	1599	240.63	240.75	240.88				01/08/2010		Final
All Operators	1512				18.40	18.88	18.95	01/08/2010		Final
All Operators	1513				46.55	46.96	47.02	01/08/2010		Final
All Operators	1514				58.39	58.87	58.95	01/08/2010		Final
All Operators	1515				78.36	78.85	78.93	01/08/2010		Final
All Operators	1516				118.35	118.85	118.93	01/08/2010		Final
All Operators	1517				158.37	158.86	158.94	01/08/2010		Final
All Operators	1518				238.39	238.87	238.95	01/08/2010		Final

**Note:**

Table 201 list the payment to the terminating Operator for the services listed in that table.  
The same charges in Table 201 are levied by eircom on the originating operator for the services listed in that table.  
eircom then levies the transit fee in Table 002 on the terminating operator for the call.  
Rates are quoted in Euro cent

Table 202 OAO Terminating Charges for Universal Access									
Operator	Cent Per Minute			Cent Per Call			Effective from	Effective to	Status
	Peak	Off Peak	Weekend	Peak	Off Peak	Weekend			
All Operators	5.78	3.88	3.77	-	-	-	01/04/2005	30/11/2006	Final
All Operators	5.91	4.09	3.95	-	-	-	01/12/2006	31/08/2007	Final
All Operators	6.46	4.45	4.21	-	-	-	01/09/2007	31/10/2008	Final
All Operators	7.39	5.35	4.88	-	-	-	01/11/2008	30/11/2009	Final
All Operators	4.62	2.63	2.06	-	-	-	01/12/2009	31/03/2010	Final
All Operators	4.62	2.58	2.04	-	-	-	01/04/2010		Final

**Note:**

Table 202 list the payment to the terminating Operator for the services listed in that table.

The same charges in Table 202 are levied by eircom on the originating operator for the services listed in that table.

eircom then levies the transit fee in Table 002 on the terminating operator for the call.

Rates are quoted in Euro cent

Table 203 OAO Terminating Charges for Personal Numbering									
Operator	Cent Per Minute			Cent Per Call			Effective from	Effective to	Status
	Peak	Off Peak	Weekend	Peak	Off Peak	Weekend			
All Operators	7.04	6.03	6.06	-	-	-	01/04/2005	31/12/2005	Final
All Operators	5.82	4.07	0.79	-	-	-	01/01/2006	30/11/2006	Final
All Operators	6.24	4.57	0.52	-	-	-	01/12/2006	31/08/2007	Final
All Operators	6.46	4.45	4.21	-	-	-	01/09/2007	31/10/2008	Final
All Operators	7.39	5.35	4.88	-	-	-	01/11/2008	31/03/2010	Final
All Operators	7.37	5.29	4.84	-	-	-	01/04/2010		Final

**Note:**

Table 203 list the payment to the terminating Operator for the services listed in that table.

The same charges in Table 203 are levied by eircom on the originating operator for the services listed in that table.

eircom then levies the transit fee in Table 002 on the terminating operator for the call.

Rates are quoted in Euro cent

**Table 204**  
**1850 Charges for Fixed Operators**

Service Type	Cent Per Minute			Cent Per Call			Effective from	Effective to	Status
	Peak	Off Peak	Weekend	Peak	Off Peak	Weekend			
Fixed Operators	0	0	0	1.74	3.28	3.52	01/04/2005	30/11/2006	Final
Fixed Operators	0	0	0	2.04	3.56	3.86	01/12/2006	31/08/2007	Final
Fixed Operators	0	0	0	2.86	4.23	4.23	01/09/2007	31/03/2010	Final
Fixed Operators	0	0	0	2.88	4.11	4.11	01/04/2010		Final

**Note:**

Table 204 list the payment to the terminating Operator for the services listed in that table.

The same charges in Table 204 are levied by eircom on the originating operator for the services listed in that table.

eircom then levies the transit fee in Table 002 on the terminating operator for the call.

Rates are quoted in Euro cent

Table 205 1890 Charges for Fixed Operators									
Service Type	Cent Per Minute			Cent Per Call			Effective from	Effective to	Status
	Peak	Off Peak	Weekend	Peak	Off Peak	Weekend			
Fixed Operator	3.06	0.72	0.69	0	0	0	01/04/2005	30/11/2006	Final
Fixed Operator	3.16	0.78	0.77	0	0	0	01/12/2006	31/08/2007	Final
Fixed Operator	3.65	0.87	0.91	0	0	0	01/09/2007	31/10/2008	Final
Fixed Operator	4.39	1.14	1.20	0	0	0	01/11/2008	31/03/2010	Final
Fixed Operator	4.39	1.15	1.20	0	0	0	01/04/2010		Final

**Note:**

Table 205 list the payment to the terminating Operator for the services listed in that table.

The same charges in Table 205 are levied by eircom on the originating operator for the services listed in that table.

eircom then levies the transit fee in Table 002 on the terminating operator for the call.

Rates are quoted in Euro cent

**Table 206**  
**1891 Internet Charges**

Operator	Cent Per Minute			Cent Per Call			Effective from	Effective to	Status
	Peak	Off Peak	Weekend	Peak	Off Peak	Weekend			
All Operators	0.83	0.57	0.50	-	-	-	01/04/2005	30/11/2006	Final
All Operators	0.91	0.58	0.55	-	-	-	01/12/2006	31/08/2007	Final
All Operators	1.19	0.62	0.66	-	-	-	01/09/2007	31/10/2008	Final
All Operators	1.37	0.78	0.81	-	-	-	01/11/2008	31/03/2010	Final
All Operators	1.40	0.79	0.82	-	-	-	01/04/2010		Final

**Note:**

Table 206 list the payment to the terminating Operator for the services listed in that table.

The same charges in Table 206 are levied by eircom on the originating operator for the services listed in that table.

eircom then levies the transit fee in Table 002 on the terminating operator for the call.

Rates are quoted in Euro cent

**Table 207**  
**1892 Internet Charges**

Operator	Cent Per Minute			Cent Per Call			Effective from	Effective to	Status
	Peak	Off Peak	Weekend	Peak	Off Peak	Weekend			
All Operators	3.14	0.71	0.67	-	-	-	01/04/2005	30/11/2006	Final
All Operators	3.18	0.76	0.74	-	-	-	01/12/2006	31/08/2007	Final
All Operators	3.78	0.80	0.83	-	-	-	01/09/2007	31/10/2008	Final
All Operators	3.99	0.93	0.96	-	-	-	01/11/2008	31/03/2010	Final
All Operators	4.00	0.94	0.98	-	-	-	01/04/2010		Final

**Note:**

Table 207 list the payment to the terminating Operator for the services listed in that table.

The same charges in Table 207 are levied by eircom on the originating operator for the services listed in that table.

eircom then levies the transit fee in Table 002 on the terminating operator for the call.

Rates are quoted in Euro cent

Table 208 VoIP Charges									
Operator	Cent Per Minute			Cent Per Call			Effective from	Effective to	Status
	Peak	Off Peak	Weekend	Peak	Off Peak	Weekend			
All Operators	3.49	0.95	1.21	-	-	-	01/05/2005	30/11/2006	Final
All Operators	3.87	1.27	1.30	-	-	-	01/12/2006	31/08/2007	Final
All Operators	3.91	1.05	1.11	-	-	-	01/09/2007	31/10/2008	Final
All Operators	4.93	1.34	1.59	-	-	-	01/11/2008	31/03/2010	Final
All Operators	4.92	1.35	1.58	-	-	-	01/04/2010		Final

**Note:**

Table 208 list the payment to the terminating Operator for the services listed in that table.

The same charges in Table 208 are levied by eircom on the originating operator for the services listed in that table.

eircom then levies the transit fee in Table 002 on the terminating operator for the call.

Rates are quoted in Euro cent

Table 301 1800 Charges for Fixed Operators - less transit fee where appropriate (Euro Cent)									
Operator	Cent Per Minute			Cent Per Call			Effective from	Effective to	Status
	Peak	Off Peak	Weekend	Peak	Off Peak	Weekend			
Fixed Operators	1.11	0.56	0.71	-	-	-	01/04/2005	30/11/2006	Final
Fixed Operators	1.05	0.52	0.61	-	-	-	01/12/2006	31/08/2007	Final
Fixed Operators	0.88	0.44	0.53	-	-	-	01/09/2007	31/03/2010	Final
Fixed Operators	0.80	0.40	0.48	-	-	-	01/04/2010		Final

**Note:**

Tables 301 list the payment to the Originating Operator for the services listed in that table.  
Rates are quoted in Euro cent

Table 302 1800 Fixed Transit Schedule									
Service Type	Cent Per Minute			Cent Per Call			Effective from	Effective to	Status
	Peak	Off Peak	Weekend	Peak	Off Peak	Weekend			
Originating Freefone from Fixed Operator	1.322	0.678	0.816	0.663	0.37	0.331	01/04/2005	30/06/2006	Final
Originating Freefone from Fixed Operator	1.338	0.683	0.82	0.663	0.361	0.321	01/07/2006	30/11/2006	Final
Originating Freefone from Fixed Operator	1.278	0.643	0.72	0.663	0.361	0.321	01/12/2006	30/06/2007	Final
Originating Freefone from Fixed Operator	1.254	0.632	0.708	0.621	0.344	0.301	01/07/2007	31/08/2007	Final
Originating Freefone from Fixed Operator	1.084	0.552	0.628	0.621	0.344	0.301	01/09/2007	31/03/2010	Final
Originating Freefone from Fixed Operator	1.004	0.512	0.578	0.621	0.344	0.301	01/04/2010		Final

**Note:**

Table 302 list the charges to the terminating operator for transit traffic destined for the services listed in that table.  
Rates are quoted in Euro cent

Table 303

## 1800 Charges for Mobile - less transit fee where appropriate (Euro Cent)

Operator	Cent Per Minute			Cent Per Call			Effective from	Effective to	Status
	Peak	Off Peak	Weekend	Peak	Off Peak	Weekend			
Vodafone to Freefone	18.411202	12.062512	9.523036				01/07/2000		Final
O <sub>2</sub> to Freefone	23.300000	17.800000	14.800000				01/09/2003		Final
Meteor to Freefone	34.282928	18.728637	15.236857				01/01/2001		Final
Hutchison to Freefone	34.282928	18.728637	15.236857				01/12/2006		Final
Tesco Mobile to Freefone	34.280	18.720	15.230				01/09/2008		Final

**Note:**

Tables 303 list the payment to the Originating Operator for the services listed in that table.

Rates are quoted in Euro cent

**Table 304**  
**Mobile to 1800 Transit Schedule**

Service Type	Cent Per Minute			Cent Per Call			Effective from	Effective to	Status
	Peak	Off Peak	Weekend	Peak	Off Peak	Weekend			
Originating Freefone from Vodafone	18.623202	12.180512	9.629036	0.663	0.370	0.331	01/04/2004	30/06/2006	Final
Originating Freefone from Vodafone	18.639202	12.185512	9.633036	0.663	0.361	0.321	01/07/2006	30/06/2007	Final
Originating Freefone from Vodafone	18.615202	12.174512	9.621036	0.621	0.344	0.301	01/07/2007		Final
Originating Freefone from O2	23.512	17.918	14.906	0.663	0.370	0.331	01/04/2004	30/06/2006	Final
Originating Freefone from O2	23.528	17.923	14.910	0.663	0.361	0.321	01/07/2006	30/06/2007	Final
Originating Freefone from O2	23.504	17.912	14.898	0.621	0.344	0.301	01/07/2007		Final
Originating Freefone from Meteor	34.494928	18.846637	15.342857	0.663	0.370	0.331	01/04/2004	30/06/2006	Final
Originating Freefone from Meteor	34.510928	18.851637	15.346857	0.663	0.361	0.321	01/07/2006	30/06/2007	Final
Originating Freefone from Meteor	34.486928	18.840637	15.334857	0.621	0.344	0.301	01/07/2007		Final
Originating Freefone from Hutchison	34.510928	18.851637	15.346857	0.663	0.361	0.321	01/12/2006	30/06/2007	Final
Originating Freefone from Hutchison	34.486928	18.840637	15.334857	0.621	0.344	0.301	01/07/2007		Final
Originating Freefone from Tesco Mobile	34.484	18.832	15.328	0.621	0.344	0.301	01/09/2008		Final

**Note:**

Table 304 list the charges to the terminating operator for transit traffic destined for the services listed in that table.  
Rates are quoted in Euro cent

Table 305

## 1850 Charges for Mobile - less transit fee where appropriate (Euro Cent)

Service Type	Cent Per Minute			Cent Per Call			Effective from	Effective to	Status
	Peak	Off Peak	Weekend	Peak	Off Peak	Weekend			
Vodafone to 1850	4.164741	2.539476	2.539476				01/07/2000	30/11/2007	Final
Vodafone to 1850	15.60	9.5247	9.5249				01/12/2007		Final
O <sub>2</sub> to 1850	16.747845	9.319877	9.129417				01/10/2000	30/04/2006	Final
O <sub>2</sub> to 1850	4.17	2.54	2.54				01/05/2006	31/05/2007	Final
O <sub>2</sub> to 1850	16.74	9.32	9.13				01/06/2007		Final
Meteor to 1850	16.747845	9.319877	9.129417				01/01/2001		Final
Hutchison to 1850	16.747845	9.319877	9.129417				01/12/2006		Final
Tesco Mobile to 1850	16.740	9.310	9.120				01/09/2008		Final

**Note:**

Tables 305 list the payment to the Originating Operator for the services listed in that table.

Rates are quoted in Euro cent

Table 306									
Mobile to 1850 Transit Schedule									
Service Type	Cent Per Minute			Cent Per Call			Effective from	Effective to	Status
	Peak	Off Peak	Weekend	Peak	Off Peak	Weekend			
Vodafone to Shared Cost Fixed Service	4.376741	2.657476	2.645476	0.663	0.370	0.331	01/04/2004	30/06/2006	Final
Vodafone to Shared Cost Fixed Service	4.392741	2.662476	2.649476	0.663	0.361	0.321	01/07/2006	30/06/2007	Final
Vodafone to Shared Cost Fixed Service	4.368741	2.651476	2.637476	0.621	0.344	0.301	01/07/2007	30/11/2007	Final
Vodafone to Shared Cost Fixed Service	15.804	9.6367	9.6229	0.621	0.344	0.301	01/12/2007		Final
O2 to Shared Cost Fixed Service	16.959845	9.437877	9.235417	0.663	0.370	0.331	01/04/2004	30/04/2006	Final
O2 to Shared Cost Fixed Service	4.382	2.658	2.646	0.663	0.370	0.331	01/05/2006	30/06/2006	Final
O2 to Shared Cost Fixed Service	4.398	2.663	2.650	0.663	0.361	0.321	01/07/2006	31/05/2007	Final
O2 to Shared Cost Fixed Service	16.968	9.443	9.240	0.663	0.361	0.321	01/06/2007	30/06/2007	Final
O2 to Shared Cost Fixed Service	16.944	9.432	9.228	0.621	0.344	0.301	01/07/2007		Final
Meteor to Shared Cost Fixed Service	16.959845	9.437877	9.235417	0.663	0.370	0.331	01/04/2004	30/06/2006	Final
Meteor to Shared Cost Fixed Service	16.975845	9.442877	9.239417	0.663	0.361	0.321	01/07/2006	30/06/2007	Final
Meteor to Shared Cost Fixed Service	16.951845	9.431877	9.227417	0.621	0.344	0.301	01/07/2007		Final
Hutchison to Shared Cost Fixed Service	16.975845	9.442877	9.239417	0.663	0.361	0.321	01/12/2006	30/06/2007	Final
Hutchison to Shared Cost Fixed Service	16.951845	9.431877	9.227417	0.621	0.344	0.301	01/07/2007		Final
Tesco Mobile to 1850	16.944	9.422	9.218	0.621	0.344	0.301	01/09/2008		Final

**Note:**

Table 306 list the charges to the terminating operator for transit traffic destined for the services listed in that table.  
Rates are quoted in Euro cent

Table 307									
1890 Charges for Mobile - less transit fee where appropriate (Euro Cent)									
Service Type	Cent Per Minute			Cent Per Call			Effective from	Effective to	Status
	Peak	Off Peak	Weekend	Peak	Off Peak	Weekend			
Vodafone to 1890	4.164741	2.539476	2.539476				01/07/2000		Final
O <sub>2</sub> to 1890	4.164741	2.539476	2.539476				01/07/2000		Final
Meteor to 1890	4.164741	2.539476	2.539476				01/01/2001		Final
Hutchison to 1890	4.164741	2.539476	2.539476				01/12/2006		Final
Tesco Mobile to 1890	4.160	2.530	2.530				01/09/2008		Final

**Note:**

Tables 307 list the payment to the Originating Operator for the services listed in that table.  
Rates are quoted in Euro cent

Table 308									
Mobile to 1890 Transit Schedule									
Service Type	Cent Per Minute			Cent Per Call			Effective from	Effective to	Status
	Peak	Off Peak	Weekend	Peak	Off Peak	Weekend			
Vodafone to Shared Cost Timed Service	4.376741	2.657476	2.645476	0.663	0.370	0.331	01/04/2004	30/06/2006	Final
Vodafone to Shared Cost Timed Service	4.392741	2.662476	2.649476	0.663	0.361	0.321	01/07/2006	30/06/2007	Final
Vodafone to Shared Cost Timed Service	4.368741	2.651476	2.637476	0.621	0.344	0.301	01/07/2007		Final
O2 to Shared Cost Timed Service	4.376741	2.657476	2.645476	0.663	0.370	0.331	01/04/2004	30/06/2006	Final
O2 to Shared Cost Timed Service	4.392741	2.662476	2.649476	0.663	0.361	0.321	01/07/2006	30/06/2007	Final
O2 to Shared Cost Timed Service	4.368741	2.651476	2.637476	0.621	0.344	0.301	01/07/2007		Final
Meteor to Shared Cost Timed Service	4.376741	2.657476	2.645476	0.663	0.370	0.331	01/04/2004	30/06/2006	Final
Meteor to Shared Cost Timed Service	4.392741	2.662476	2.649476	0.663	0.361	0.321	01/07/2006	30/06/2007	Final
Meteor to Shared Cost Timed Service	4.368741	2.651476	2.637476	0.621	0.344	0.301	01/07/2007		Final
Hutchison to Shared Cost Timed Service	4.392741	2.662476	2.649476	0.663	0.361	0.321	01/12/2006	30/06/2007	Final
Hutchison to Shared Cost Timed Service	4.368741	2.651476	2.637476	0.621	0.344	0.301	01/07/2007		Final
Tesco Mobile to Shared Cost Timed Service	4.364	2.642	2.628	0.621	0.344	0.301	01/09/2008		Final

**Note:**

Table 308 list the charges to the terminating operator for transit traffic destined for the services listed in that table.  
Rates are quoted in Euro cent

Table 309									
Harmonised 116xxx Charges for Fixed Operators - less transit fee where appropriate (Euro Cent)									
Operator	Cent Per Minute			Cent Per Call			Effective from	Effective to	Status
	Peak	Off Peak	Weekend	Peak	Off Peak	Weekend			
Fixed Operators	0.88	0.44	0.53	-	-	-	01/12/2007	31/03/2010	Final
Fixed Operators	0.80	0.40	0.48	-	-	-	01/04/2010		Final

**Note:**

Tables 309 list the payment to the Originating Operator for the services listed in that table.  
Rates are quoted in Euro cent

Table 310 Harmonised 116xxx Fixed Transit Schedule									
Service Type	Cent Per Minute			Cent Per Call			Effective from	Effective to	Status
	Peak	Off Peak	Weekend	Peak	Off Peak	Weekend			
Originating Harmonised access from Fixed Operator	1.084	0.552	0.628	0.621	0.344	0.301	01/12/2007	31/03/2010	Final
Originating Harmonised access from Fixed Operator	1.004	0.512	0.578	0.621	0.344	0.301	01/04/2010		Final

**Note:**

Table 310 list the charges to the terminating operator for transit traffic destined for the services listed in that table.  
Rates are quoted in Euro cent

Table 311									
Harmonised 116xxx Charges for Mobile - less transit fee where appropriate (Euro Cent)									
Operator	Cent Per Minute			Cent Per Call			Effective from	Effective to	Status
	Peak	Off Peak	Weekend	Peak	Off Peak	Weekend			
Vodafone to Harmonised access	18.411202	12.062512	9.523036				01/12/2007		Final
O <sub>2</sub> to Harmonised access	23.300000	17.800000	14.800000				01/12/2007		Final
Meteor to Harmonised access	34.282928	18.728637	15.236857				01/12/2007		Final
Tesco Mobile to Harmonised access	34.280	18.720	15.230				01/09/2008		Final
Hutchison to Harmonised access	34.282928	18.728637	15.236857				01/10/2011		Final

**Note:**

Tables 311 list the payment to the Originating Operator for the services listed in that table.  
Rates are quoted in Euro cent

Table 312 Mobile to Harmonised 116xxx Transit Schedule									
Service Type	Cent Per Minute			Cent Per Call			Effective from	Effective to	Status
	Peak	Off Peak	Weekend	Peak	Off Peak	Weekend			
Originating Harmonised access from Vodafone	18.615202	12.174512	9.621036	0.621	0.344	0.301	01/12/2007		Final
Originating Harmonised accesse from O2	23.504	17.912	14.898	0.621	0.344	0.301	01/12/2007		Final
Originating Harmonised access from Meteor	34.486928	18.840637	15.334857	0.621	0.344	0.301	01/12/2007		Final
Originating Harmonised access from Tesco Mobile	34.484	18.832	15.328	0.621	0.344	0.301	01/09/2008		Final
Originating Harmonised access from Hutchison	34.486928	18.840637	15.334857	0.621	0.344	0.301	01/07/2007		Final

**Note:**

Table 312 list the charges to the terminating operator for transit traffic destined for the services listed in that table.

Rates are quoted in Euro cent

## Appendix I

### Process for the Implementation of Operator De-Averaged NTC Price Changes

This process applies where quarterly changes are being made to OAO NTC settlement rates as part of Operator de-averaged pricing.

#### Month 2 &3

- Upon ComReg approval of changes to operator NTC settlement rates, *eircom* have 2 Working Days to notify all OAOs by email of the proposed change to the Switched Transit and Routing Price List and to advise the ComReg of this notification.
- Operators have 5 Working Days from date of issue of email by *eircom* to raise queries or seek clarification regarding the rates.
- If no queries or technical issues are raised or remain outstanding after the 5 Working Day period, the ComReg will approve the price within 1 Working Day thereafter. This approval must be at least 15 Working Days in advance of the effective date of the rate. If not, the application must be deferred for 1 month.

#### Month 4

- Billing systems begin recording with new rate.